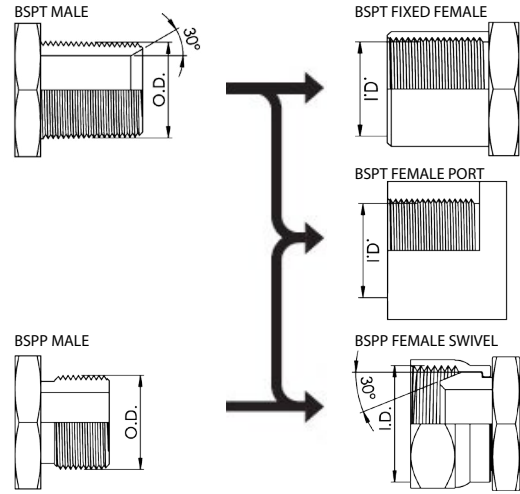


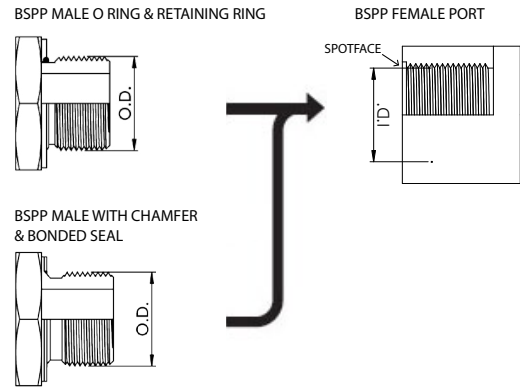
BSPT male threads seal against threads of fixed BSPT female. Contact is made on the flanks of the threads. Use of a thread sealant is recommended for BSPT male to BSPT female connections. Measure the BSPT male thread OD and female thread ID at the first full thread near the end of the fitting.



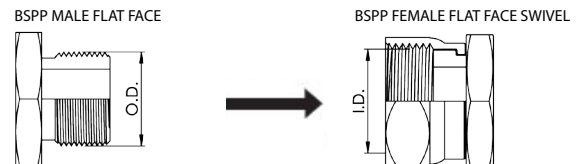
BSPT male and BSPP male with conical 30° seat (60° included angle) seal against matching conical 30° seat of BSPP female swivel.



BSPP O Ring male connector has straight threads and O Ring with metal Retaining Ring. It seals against flat external surface of BSPP female port. BSPP male, with chamfer to locate Bonded Seal also seals against flat external surface of BSPP female port. Surface irregularities require a Spot Face to ensure effective sealing. Elbows and tees have Lock Nut to allow orientation of fitting to required direction.



BSPP male and BSPP female flat face swivel require a suitable soft washer between faces to seal. For low working pressure.



BSPT & BSPP SIZE & PITCH	DASH SIZE	BSPT MALE THREAD O.D.		BSPP MALE THREAD O.D.		BSPT FEMALE THREAD I.D.		BSPP FEMALE THREAD I.D.	
		mm	inch	mm	inch	mm	inch	mm	inch
inch - TPI									
1/8 - 28	-02	9.5	0.37	9.6	0.38	8.4	0.33	8.6	0.34
1/4 - 19	-04	12.8	0.50	13.0	0.51	11.2	0.44	11.9	0.47
3/8 - 19	-06	16.3	0.64	16.5	0.65	14.7	0.59	15.2	0.60
1/2 - 14	-08	20.4	0.80	20.8	0.82	18.3	0.72	19.1	0.75
5/8 - 14	-10	22.5	0.89	22.8	0.90	20.6	0.81	20.8	0.82
3/4 - 14	-12	25.9	1.02	26.3	1.04	23.9	0.94	24.6	0.97
1 - 11	-16	32.6	1.28	33.1	1.30	29.7	1.17	30.7	1.21
1 1/4 - 11	-20	41.1	1.62	41.8	1.64	38.6	1.52	39.4	1.55
1 1/2 - 11	-24	47.0	1.85	47.7	1.88	44.5	1.75	45.5	1.79
2 - 11	-32	58.6	2.31	59.5	2.34	56.4	2.22	57.4	2.26
2 1/2 - 11	-40	74.1	2.92	75.1	2.95	71.9	2.83	72.6	2.86
3 - 11	-48	86.6	3.41	87.9	3.46	84.6	3.33	85.4	3.36