




ERA[®] PLASTIC PIPING SYSTEM

YONGGAO CO.,LTD.

Add:NO.2 Daixi Road, Huangyan Economic Development Zone,
Taizhou, Zhejiang, 318020, China
Tel:+86 576 84279933 Fax:+86 576 84277171
www.era.com.cn

We reserve rights to any technical changes.
Printed in Oct.2015

2016



ERA[®] PIPING SYSTEMS

Since 1993

**CHINA ERA GROUP
YONGGAO CO., LTD.**

CONTENTS

VALVE

	PVC VALVES & FITTINGS	05		CPVC VALVES & FITTINGS	19
---	-----------------------	----	---	------------------------	----

PRESSURE

	PVC PRESSURE PIPES & FITTINGS PN10 (ISO1452)	23		PVC PRESSURE FITTINGS TYPE II	32
---	--	----	---	-------------------------------	----


	PVC PRESSURE PIPES & FITTINGS PN16 (DIN8063)	34		PVC PIPES & THREAD FITTINGS BS STANDARD	38
---	--	----	---	---	----

	PVC SCH40 PIPES & FITTINGS (ASTM D2466)	41		PVC SCH80 PIPES & FITTINGS (ASTM D2464)	45
--	---	----	--	---	----

	PVC PRESSURE FITTINGS (BS4346)	50		PVC PRESSURE FITTINGS JIS STANDARD	53
---	--------------------------------	----	---	------------------------------------	----

	PVC PRESSURE PIPES & FITTINGS (AS/NZS1477)	54		PVC PRESSURE FITTINGS WITH GASKET	135
---	--	----	---	-----------------------------------	-----

	PP COMPRESSION FITTINGS VALVES & FILTERS (EN ISO15874AS/NZS4129,)	86		PP THREAD FITTINGS (AS/NZS4129)	96
---	---	----	---	---------------------------------	----

	PE SOCKET WELDING & BUTT WELDING FITTINGS	98
---	---	----

PRESSURE FOR HOT AND COLD

	CPVC SCH80 PIPES & FITTINGS (ASTM F439)	112		CPVC CTS PIPES & FITTINGS (ASTM D2846)	119
---	---	-----	---	--	-----




	CPVC DIN PIPES & FITTINGS	116		PPR DIN PIPES & FITTINGS (DIN8077/8088)	125
---	---------------------------	-----	---	---	-----

	PPH THREAD FITTINGS (IRAM 13478)	94
---	----------------------------------	----

DRAINAGE

	PVC DRAINAGE PIPES & FITTINGS (BS1329/BS1401)	58		PVC DRAINAGE FITTINGS WITH GASKET (EN1401)	78
---	---	----	---	--	----


	PVC DRAINAGE FITTINGS (ISO3633)	74		PVC DWV DRAINAGE FITTINGS (ASTM D2665)	78
--	---------------------------------	----	--	--	----

	PVC DWV DRAINAGE FITTINGS (AS/NZS1260)	81
---	--	----

RAIN GUTTER

	PVC GUTTERS AND FITTINGS (BS EN607/EN12200/EN1462)	102
---	--	-----

ELECTRIC CONDUITS AND FITTINGS

	PVC INSULATING ELECTRICAL PIPES AND FITTINGS	140
---	--	-----

ACCESSORIES

	GLUE	143		STAINLESS STEEL FLOOR DRAINS	146
---	------	-----	---	------------------------------	-----

	METAL CLAMPS	151
---	--------------	-----

Welcome to ERA Group



Company Profile

Yonggao Co., Ltd. has become one of the leading international manufacturers of plastic valve and fittings since the foundation in 1993. With an annual production capacity of 600,000 tons, Yonggao co., Ltd, has more than 4000 employees in 12 factories covering 1,225,000 square meters in china, including 5 factories in Taizhou, and the other 7 ones in Shenzhen, Guangzhou, Shanghai, Tianjin, Chongqing and Anhui. Equipped with 800 injection machines, 163 extrusion machines and 8000 moulds, ltd. reaches a sales turnover of USD 478,420,000 in 2013, including export sa 51,000,000 covering 231 countries all over the world.

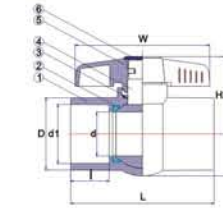
Yonggao Co., Ltd. strictly follows ISO9001 quality system and ISO14001 environment system to arrange manufacturing. With high-class raw material, strict quality control in both the workshop and laboratory with various professional testing equipment, Yonggao Co., Ltd ensures that every single product meets the corresponding inspection standard.





PLASTIC VALVES AND FITTINGS

PLASTIC VALVES AND FITTINGS



ITEM NO:UCB01

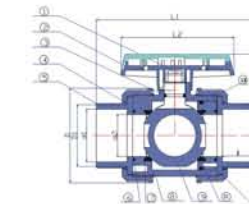
- SIZE: 1/2" - 6"
- END CONNECTOR: THREAD, SOCKET
- WORKING PRESSURE: 150PSI

COMPACT BALL VALVE Specification of material

NO.	PART	MATERIAL	Q'TY
1	Body	PVC, CPVC, PP	1
2	Seat Seal	TPE, PTFE	2
3	O-Ring	EPDM, FPM(NBR)	1
4	Ball	PVC, CPVC, PP	1
5	Handle	ABS	1
6	Cap	ABS	1

COMPACT BALL VALVE Dimensions

Nom Size	NPT Thd./in	BSPT Thd./in	JIS d1	BS d1	ANSI d1	DIN d1	d	D	L	I	w	H1	H2
15mm(1/2")	14	14	22	22	21.34	20	14.5	32	80	22	68.5	64.3	44.9
20mm(3/4")	14	14	26	26	26.67	25	20	36.8	92	25	80.5	76	52
25mm(1")	11.5	11	32	34	33.4	32	24	45	106	28.0	100	94	65
32mm(1 1/4")	11.5	11	38	42	42.16	40	30	53.5	112.5	28.0	108	103	70
40mm(1 1/2")	11.5	11	48	48	48.26	50	34	62	129	33.0	108	112	73.5
50mm(2")	11.5	11	60	60	60.33	63	44	75.5	148	39.5	138	126	81
65mm(2 1/2")	8	11	76	76	73	75	56	92.5	177.5	39.5	192.5	166	108.5
80mm(3")	8	11	89	89	88.9	90	71	107	209	48	192.5	181	116
100mm(4")	8	11	114	114	114.3	110	86	134.5	294	78	262	236	151.5
6"	/	/	/	/	168.8	160	130.4	185.4	407	102.7	301.9	299.5	181.2



ITEM NO:UTB01

- SIZE: 1/2" - 4"
- END CONNECTOR: THREAD, SOCKET, FLANGE
- WORKING PRESSURE: 150PSI

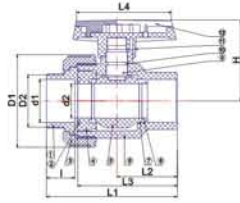
TRUE UNION BALL VALVE Specification of material

NO.	PART	MATERIAL	Q'TY	NO.	PART	MATERIAL	Q'TY
1	Stem	PVC·CPVC·PP	1	7	O-Ring	EPDM, FPM(NBR)	2
2	Handle	ABS	1	8	Body	PVC, CPVC, PP	1
3	Stem O-Ring	EPDM· FPM(NBR)	2	9	Ball	PVC, CPVC, PP	1
4	Union Nut	PVC· CPVC · PP	2	10	Seat Seal	PTFE	2
5	End Connector	PVC·CPVC·PP	2	11	Seat Carrier	PVC, CPVC, PP	1
6	Body O-Ring	EPDM· FPM(NBR)	2	12	Carrier O-Ring	EPDM, FPM(NBR)	1

TRUE UNION BALL VALVE Dimensions

Nom Size	NPT Thd./in	BSPT Thd./in	JIS d1	BS d1	ANSI d1	DIN d1	d2	D1	D	I	L1	L2	H
15mm(1/2")	14	14	22	22	21.34	20	14	27.6	51.2	20.6	112.5	65	50.5
20mm(3/4")	14	14	26	26	26.67	25	18.7	35.6	65.5	24.6	130.2	75	58.5
25mm(1")	11.5	11	32	34	33.4	32	24	41.6	73.7	28	142.5	85	65.7
32mm(1 1/4")	11.5	11	38	42	42.16	40	32	52	86.6	31	161	97	76.5
40mm(1 1/2")	11.5	11	48	48	48.26	50	40	59.5	102	31.5	166.5	110	86
50mm(2")	11.5	11	60	60	60.33	63	50	75	120	40	214	133.5	101.5
65mm(2 1/2")	8	11	76	76	73.03	75	60	87.5	135	40	228	161	112.5
80mm(3")	8	11	89	89	88.9	90	79	107.5	188	48	269	200	160.5
100mm(4")	8	11	114	114	114.3	110	99	132	216	56	309	240	173.5

PLASTIC VALVES AND FITTINGS



ITEM NO:USU01

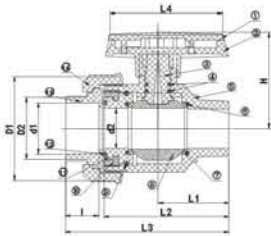
- SIZE:1/2" - 4"
- END CONNECTOR: THREAD, SOCKET, FLANGE
- WORKING PRESSURE:150 PSI

SINGLE UNION BALL VALVE Specification of material

NO.	PART	MATERIAL	Q'TY	NO.	PART	MATERIAL	Q'TY
1	End Connector	PVC,CPVC,PP	1	7	Seat Seal	PTFE	2
2	Carrier O-Ring	EPDM, FPM(NBR)	1	8	O-Ring	EPDM, FPM(NBR)	2
3	Union Nut	PVC,CPVC,PP	1	9	Stem	PVC,CPVC,PP	1
4	Seal Carrier	PVC,CPVC,PP	1	10	Stem O-Ring	EPDM, FPM(NBR)	2
5	Ball	PVC,CPVC,PP	1	11	Handle	ABS	1
6	Body	PVC,CPVC,PP	1				

SINGLE UNION BALL VALVE Dimensions

Nom Size	NPT Thd./in	BSPT Thd./in	JIS d1	BS d1	ANSI d1	DIN d1	d2	D2	D1	I	L1	L2	L3	L4	H
15mm(1/2")	14	14	22	22	21.34	20	14	27.6	51.3	20.6	95.8	25.3	67.3	65	49.5
20mm(3/4")	14	14	26	26	26.67	25	18.7	35.2	65.5	25	111.4	32.4	78.3	74.9	56.5
25mm(1")	11.5	11	32	34	33.4	32	24	41.6	73.7	27.9	121.5	49.5	85.9	85	65
32mm(1 1/4")	11.5	11	38	42	42.16	40	32	49	86.6	27.0	130	57	99	97.1	76.5
40mm(1 1/2")	11.5	11	48	48	48.26	50	40	60.8	102	34.5	157.5	69.0	113.5	109.7	86.5
50mm(2")	11.5	11	60	60	60.33	63	50	74.5	120	40	190	81	136.5	190.0	102
65mm(2 1/2")	8	11	76	76	73.03	75	60	89	135	40	210	95.9	156	161	113.5
80mm(3")	8	11	89	89	88.9	90	79	107.5	188	48	254.6	120.9	196.5	199.4	161.5
100mm(4")	8	11	114	114	114.3	110	99	132	215.5	56	294	140.7	225	240	174



ITEM NO:USU04

- SIZE:1/2" - 4"
- END CONNECTOR: THREAD, SOCKET
- WORKING PRESSURE:150 PSI

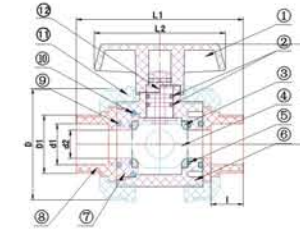
MALE SINGLE UNION BALL VALVE

NO.	PART	MATERIAL	Q'TY	NO.	PART	MATERIAL	Q'TY
1	Cover	PVC-U	1	8	Ball	PVC-U	1
2	Handle	ABS	1	9	O-ring	EPDM	1
3	Stem	PVC-U	1	10	Seal	PVC-U	1
4	Stem o-ring	EPDM	2	11	Seal carrier	PVC-U	1
5	Body	PVC-U	1	12	O-ring	EPDM	1
6	O-ring	EPDM	2	13	End connector	PVC-U	1
7	Seat seal	PTFE	2	14	Union nut	PVC-U	1

Dimensions

Nom Size	D1	D2	d1	d2	L1	L2	L3	L4	H	I
15mm(1/2")	47.8	26.4	20.3	14	40	67	88.5	59.2	49.8	17
20mm(3/4")	58.8	31.3	25.3	19	43	78	101.5	68.3	57.3	20
25mm(1")	68	38	32.4	32	50	86	112	78.3	64.4	23.4
32mm(1 1/4")	82.4	49	40.4	32.5	56.4	99.3	129.7	89.5	76	26.6
40mm(1 1/2")	94.6	59.5	50.4	40	68.2	115	151.8	101.3	86.6	31.5
50mm(2")	113	73.9	63.4	49.7	78	134	179	124.4	101	38.5
65mm(2 1/2")	128	87.8	67	59.5	90	151.8	203.8	149.9	113.1	44
80mm(3")	181	107.4	90.4	80	120.9	196	254.7	191.6	160	52
100mm(4")	204	132.2	106.5	96	139.5	224.5	295.8	191.6	230.3	62

PLASTIC VALVES AND FITTINGS



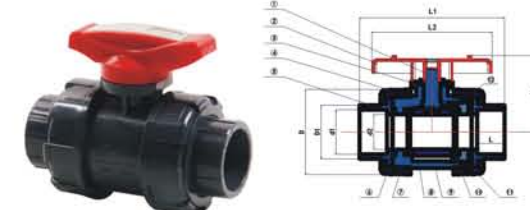
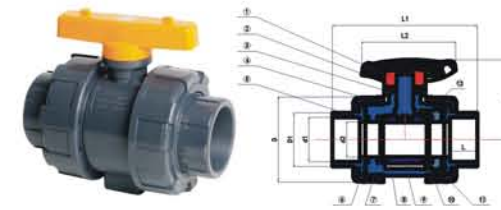
ITEM NO:UTB03

TRUE UNION BALL VALVE III Specification of material

NO.	PART	MATERIAL	QTY	NO.	PART	MATERIAL	QTY
1	Handle	ABS	1	7	Seat Carrier	PVC-U	1
2	Stem O-Ring	NBR	2	8	End Connector	PVC-U	1
3	Seat Seal	PE	2	9	O-Ring	NBR	1
4	Ball	PVC-U	1	10	O-Ring	NBR	1
5	O-Ring	NBR	2	11	Union Nut	PVC-U	1
6	Body	PVC-U	1	12	Stem	PVC-U	1

Dimensions

Nom Size	NPT	BSPT	JIS(d1)	BS(d1)	ANSI(d1)	DIN(d1)	d2	D1	D	I	L1	L2	H
1/2"	14	14	22	22	21.34	20	14	26	55	16	82.50	65	49.50
3/4"	14	14	26	26	26.67	25	18	36	60	19	92	80	54.50
1"	11.50	11	32	34	33.40	32	25	44	69	22.50	107	85	62
1 1/4"	11.50	11	38	42	42.16	40	32	56	81.50	26	120	97	74
1 1/2"	11.50	11	48	48	48.26	50	40	63	93	31.50	144	116	85
2"	11.50	11	60	60	60.33	63	50	78	111	38.50	172	134	100



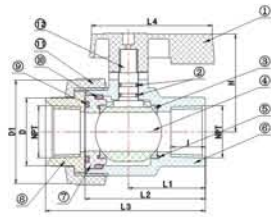
ITEM NO:UTB04

TRUE UNION BALL VALVE IV

NO.	PART	MATERIAL	Q'TY	NO.	PART	MATERIAL	Q'TY
1	Stem	PVC	1	7	O-Ring	EPDM	2
2	Handle	ABS	1	8	Body	PVC	1
3	Stem O-Ring	EPDM	2	9	Ball	PVC	1
4	Union Nut	PVC	2	10	Seat Seal	PTFE	2
5	End Connector	PVC	2	11	Seat Carrier	PVC	1
6	Body O-Ring	EPDM	2	12	Carrier O-Ring	EPDM	1

Dimensions

Nom Size	d1	d2	D1	D	L	L1	L2	H
15mm(1/2")	20	14	30	50	22.5	121	72	50
20mm(3/4")	25	20	37	62	24.8	135	72	60
25mm(1")	32	25	45	69	28	150	90	70.5
32mm(1 1/4")	40	30	55	82	32	166	108	85
40mm(1 1/2")	50	38	64	99	35	181	122	99
50mm(2")	63	50	78	122	39	206	134	114.5
65mm(2 1/2")	75	64	96	148	48	234	170	132
80mm(3")	90	79	111	178	49	258.5	221	156
100mm(4")	110	99	141	219	64	309	250	173



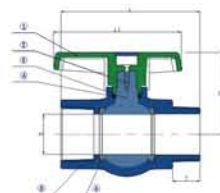
ITEM NO: USU03

SINGLE UNION BALL VALVE III Specification of material

NO.	PART	MATERIAL	Q'TY	NO.	PART	MATERIAL	Q'TY
1	Handle	PVC-U	1	7	Seat Carrier	PVC-U	1
2	Stem O-ring	NBR	1	8	End connector	PVC-U	1
3	Seat Seal	PTFE	1	9	Seat Carrier flat O-ring	NBR	1
4	Ball	PVC-U	1	10	Seat Carrier O-ring	NBR	1
5	O-ring	NBR	1	11	Union nut	PVC-U	1
6	Body	PVC-U	1	12	Stem	PVC-U	1

Dimensions

Nom Size	D1	D	NPT	I	L1	L2	L3	L4	H
1/2"	49	29	1/2"	18	38	58	80	57	50
3/4"	60	35	3/4"	18	41.9	66	88	64	49.7
1"	66	43.2	1"	22	49	76.7	101.9	77.2	62.3
1 1/4"	81	51	1 1/4"	29	59	93	125	91	75
1 1/2"	94	60	1 1/2"	31.5	63.2	99.2	133.2	100	81.5
2"	111	74	2"	38	82.4	124.7	165.7	117.6	92.4



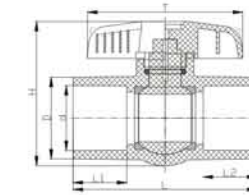
ITEM NO: UCTB04

COMPACT BALL VALVE M/F

NO.	PART	MATERIAL	Q'TY	NO.	PART	MATERIAL	Q'TY
1	Handle	PVC	1	4	Stem O-Ring	EPDM	1
2	Nail	304	1	5	Body	PVC	1
3	Ball	PP	1	6	Seal Seat	TPE	2

Dimensions

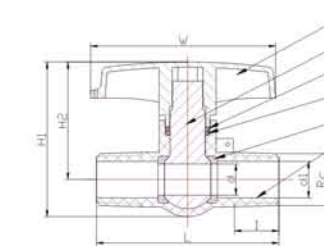
Nom Size	DN	D	L	L1	T	H
1/2" x 1/2"	40	35	139	107	24	59
2" x 2"	50	46	151	139	30	69



ITEM NO: UCB04

OCTAGONAL COMPACT BALL VALVE

Nom Size	NPT Thd./in	BSPT Thd./in	JIS d1	BS d1	ANSI d1	DIN d1	L	L1	L2	H	T
15mm(1/2")	14	14	22	22	21.34	20	69.8	18.5	18	60.1	65
20mm(3/4")	14	14	26	26	26.67	25	79.2	22	22	69.5	71.8
25mm(1")	11.5	11	32	34	33.4	32	94.5	26.2	25	83.7	87.8
32mm(1 1/4")	11.5	11	38	42	42.16	40	106.8	26.8	26	94.5	99.6
40mm(1 1/2")	11.5	11	48	48	48.26	50	122.8	31.2	31	109.7	109.8
50mm(2")	11.5	11	60	60	60.33	63	142.7	34.5	34	129	127.5
65mm(2 1/2")	8	11	76	76	73	75	173	41.5	41.5	164.5	180
80mm(3")	8	11	89	89	88.9	90	228	65	65	191	196
100mm(4")	8	11	114	114	114.3	110	256	65.5	65.5	216	218.5



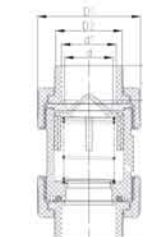
ITEM NO: UCB03

COMPACT BALL VALVE M/M Specification of material

NO.	PART	MATERIAL	QTY
1	Handle	ABS	1
2	Stem	PVC-U	1
3	Seat Seal	PE	1
4	O-Ring	NBR	1
5	O-Ring	HDPE	2
6	Body	PVC-U	1

Dimensions

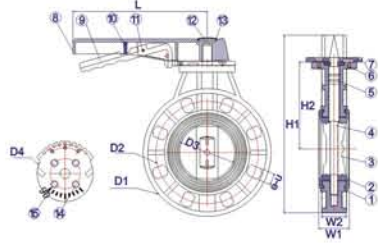
Nom Size	Rc	d1	d	L	I	W	H1	H2
1/2"	1/2"	14	12	70	17	71	60	45
3/4"	3/4"	18	16	75	17	71	67	47



ITEM NO: UTS01

TRUE UNION SPRING CHECK VALVE

Nom Size	d	d1	D1	D2	I	L
50	44.6	50	92.8	61.4	32	160.3
63	54.8	63	114.8	77.6	38	193.2



ITEM NO:UBV01

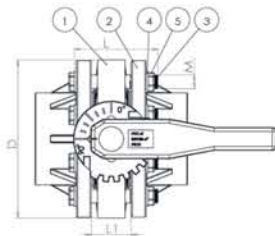
- SIZE:2" - 8"
- END CONNECTOR: FLANGE
- WORKING PRESSURE:200PSI

BUTTERFLY VALVE Specification of material

NO.	PART	MATERIAL	Q'TY	NO.	PART	MATERIAL	Q'TY
1	Body	PVC	1	9	Small Handle	ABS	1
2	Seat Seal	EPDM, FPM(NBR)	1	10	Spring	SUS304	1
3	Gate	PVC	1	11	Pin	SUS304	1
4	Stem	SUS410	1	12	Bolt	SUS304	1
5	O-Ring	EPDM, FPM(NBR)	2	13	Handle Cap	ABS	1
6	Washer	ABS	1	14	Insered Bolt	SUS304	4
7	Locking Plate	PVC	1	15	Bolt cap	PVC	4
8	Large Handle	ABS	1				

Dimensions

Nom Size	D1	DIN D2	JIS D2	ANSI D2	D3	D4	L	H1	H2	W1	W2	DIN n-e	JIS n-e	ANSI n-e
50mm(2")	160.1	120	100	120.4	55.6	99.7	189.7	223.3	98.3	44	32	4-20	4-19	4-19
65mm(2 1/2")	179.8	141.2	140	139.5	68.7	99.7	189.0	247.0	111.6	48.3	32.4	4-18	4-19	4-19
80mm(3")	195.0	156.4	140	139.5	83.9	99.7	238.5	282.6	132.5	51.9	36.3	8-20	4-19	4-19
100mm(4")	228.1	183	150	152.4	103.2	99.7	239.5	319.4	155.4	54.5	44.1	8-20	8-19	8-19
125mm(5")	257	210.9	175	190.5	129.5	139	309.8	368	170.3	66.5	54.6	8-21.5	8-19	8-19
150mm(6")	285.4	238.5	240	241.5	151.1	140.0	309.8	400.8	187.5	73.1	56.4	8-24	8-23	8-22
200mm(8")	342.6	292.4	295	298.5	198.6	140.0	309.8	473.0	230.1	92.0	72.2	8-24	12-23	8-23



ITEM NO:UBV02

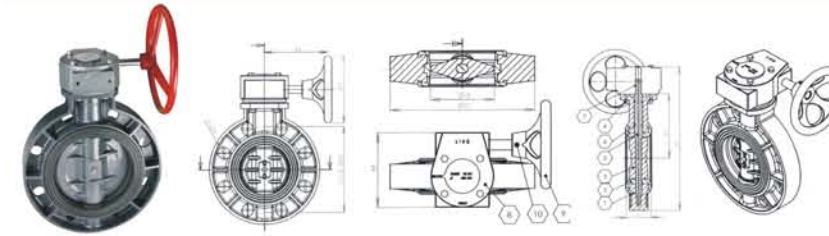
- SIZE:2" - 16"
- END CONNECTOR: FLANGE
- WORKING PRESSURE:200PSI

BUTTERFLY VALVE WITH FLANGE

NO.	PARTS	Q'TY
1	Butterfly valve	1
2	Flange	2
3	Bolt	
4	Washer	
5	Nut	

Dimensions

VALVE SIZE DN-INCH	FLANGE	D	L1	BOLT Q'TY	BOLT M
50X2"	63	160	43	4	M16
65X2 1/2"	75	180	46	4	M16
80X3"	90	196	49	8	M16
100X4"	110	228	54	8	M16
125X5"	125,140	258	64	8	M16
150X6"	160	287	70	8	M20
200X8"	200,225	344	88	8	M20
250X10"	250,280	412	98	12	M20
300X12"	315	460	108	12	M20
350X14"	350	500	88	16	M20
400X16"	400	565	96	16	M24



ITEM NO:UBV03

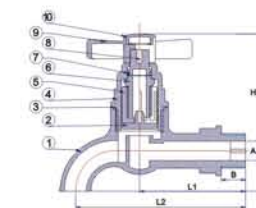
- SIZE:4" - 16"
- WORKING PRESSURE:200PSI

BUTTERFLY VALVE GEAR TYPE

NO.	PART	MATERIAL	Q'TY	NO.	PART	MATERIAL	Q'TY
1	BODY	PVC/CPVC/PPG	1	6	O-RING	EPDM/FPM	2
2	SEAT SEAL	EPDM/FPM	1	7	KEY	STEEL	1
3	DISC	PVC/CPVC/PPG	1	8	GEAR BOX	IRON	1
4	BOLT	304	1	9	HAND WHEEL	IRON	1
5	STEM	STEEL, /304/316	1	10	PIN	STEEL	1

Dimensions

SIZE	"	4"	5"	6"	8"	10"	12"	14"	16"
P.C.D. ØD1	DN	100	125	150	200	250	300	350	400
	DIN	228	258	287	344	412	460	500	565
	ANSI	180	210	240	295	350	400	460	515
ØD1	JIS	191	216	241	298	362	432	476	540
	DIN	98	122	146	199	255	302	345	395
	JIS	175	210	240	290	355	400	445	510
L		54	64	70	88	98	108	88	98
Ø1		145	280	280	280	280	280	380	380
L1		120	200	200	200	220	220	280	280
H1		140	168	181	215	260	280	410	490
H		340	385	417	487	551	595	670	770
M		120	180	180	180	180	180	250	250
N		90	100	100	100	130	130	220	220
N-øe	DIN	8-Ø19	8-Ø19	8-Ø23	8-Ø23	12-Ø25	12-Ø25	16-Ø25	16-Ø27
	ANSI	8-Ø19	8-Ø19	8-Ø23	8-Ø23	12-Ø25	12-Ø25	12-Ø29	16-Ø29
	JIS	8-Ø19	8-Ø19	8-Ø23	12-Ø23	12-Ø25	16-Ø25	16-Ø25	16-Ø27
PN	PSI	150	150	150	150	100	100	60	60
	MPa	1	1	1	1	0.6	0.6	0.4	0.4
Weight	Kg/PC	7.2	18	19	22	25	29	45	55



ITEM NO:UBC01

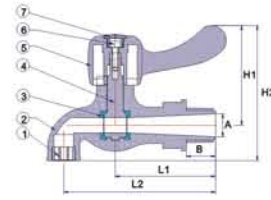
- SIZE:1/2", 3/4" IPS
- END CONNECTOR: BSPT, NPT, THREAD
- MATERIAL: PVC

BIBCOCK Specification of material

NO.	PART	MATERIAL	Q'TY
1	Body	PVC	1
2	Seal	TPE	1
3	O-Ring	EPDM, FPM(NBR)	1
4	Surcoat	PVC	1
5	Core Nut	ABS	1
6	Screw	ABS	1
7	Stem O-Ring	EPDM, FPM(NBR)	1
8	bolt	SUS304	1
9	Handle	PVC	1
10	Handle Cap	PS	1

Dimensions

Nom Size	NPT Thd./in	BSPT Thd./in	A	B	L1	L2	H1	H2
15mm(1/2")	14	14	11.6	13.7	61.5	99.5	72.5	95
20mm(3/4")	14	14	11.6	13.7	62.5	99.5	72.5	95



ITEM NO:UWF01

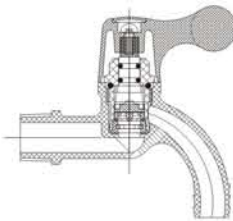
- SIZE: 1/2", 3/4" IPS
- END CONNECTOR: BSPT, NPT, THREAD
- MATERIAL: PVC

ONE WAY FAUCET Specification of material

NO.	PART	MATERIAL	Q'TY
1	Nut	ABS	1
2	Body	PVC	1
3	Seat Seal	TPE	2
4	Ball	PVC	1
5	Handle	PVC	1
6	Union Nut	SS41	1
7	Handle Cap	ABS	1

Dimensions

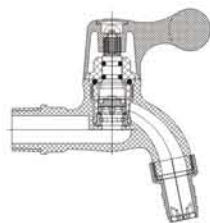
Nom Size	NPT Thd./in	BSPT Thd./in	A	B	L1	L2	H1	H2
15mm(1/2")	14	14	13.8	17.7	62.5	92.9	56	80
20mm(3/4")	14	14	13.8	17.7	63	92.9	55.6	81.5



ITEM NO: UWF03

ONE WAY FAUCET TYPE III

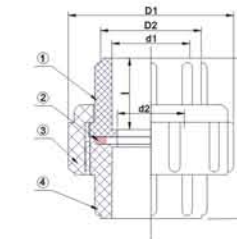
	A	B	L1	L2	H1	H2
20	13.5	14	48.9	85.9	58.78	94.68



ITEM NO: UCB04

ONE WAY FAUCET TYPE III WITH NOZZLE

	A	B	L1	L2	H1	H2
20	13.5	14	48.9	83.59	58.75	102.47



ITEM NO:UU001

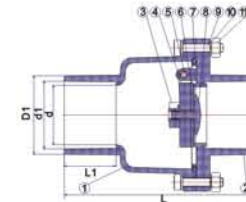
- SIZE: 1/2" - 4"
- END CONNECTOR: THREAD, SOCKET, FLANGE
- WORKING PRESSURE: 150 PSI

UNION Specification of material

NO.	PART	MATERIAL	Q'TY
1	End Connector	PVC, CPVC	1
2	O-Ring	EPDM, FPM(NBR)	1
3	Union Nut	PVC, CPVC	1
4	Body	PVC, CPVC	1

UNION Dimensions

Nom Size	NPT Thd./in	BSPT Thd./in	JIS d1	BS d1	ANSI d1	DIN d1	d2	D2	D1	I	L
15mm(1/2")	14	14	22	22	21.34	20	14	29.20	50.6	20.5	48
20mm(3/4")	14	14	26	26	26.67	25	19	34.5	56.7	22	53.6
25mm(1")	11.5	11	32	34	33.4	32	24	42.6	66.5	28	63
32mm(1 1/4")	11.5	11	38	42	42.16	40	32	52	81	30	72.6
40mm(1 1/2")	11.5	11	48	48	48.26	50	40	59	86.8	34.5	85
50mm(2")	11.5	11	60	60	60.33	63	45	72.1	105.8	40	103
65mm(2 1/2")	8	11	76	76	73.03	75	60	90	129	40	109
80mm(3")	8	11	89	89	88.9	90	80	103.5	145.5	48	125.5
100mm(4")	8	11	114	114	114.3	110	100	132.5	175	60	160



ITEM NO:USV01

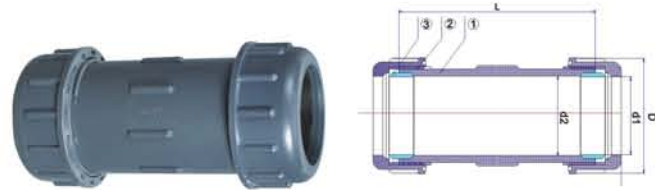
PVC SWING CHECK VALVE Specification of material

NO.	PART	MATERIAL	Q'TY
1	Exit Body	PVC	1
2	Entrance Body	PVC	1
3	Gate Nut	PVC	1
4	Disk	PVC	1
5	Pin	SUS304	1
6	Sheet Gasket	EPDM, FPM(NBR)	1
7	O-Ring	EPDM, FPM(NBR)	1
8	Sheet Gasket Holder	PVC	1
9	Bolt	SUS304	see table
10	Washer	SUS304	see table
11	Nut	SUS304	see table

Dimensions

Nom Size	JIS d1	BS d1	ANSI d1	DIN d1	d	D1	L1	L	N-φe
65mm(2 1/2")	76	76	73.03	75	68.3	89	58.0	226.2	8
80mm(3")	89	89	88.9	90	83	103.6	73.0	264.4	8
100mm(4")	114	114	114.3	110	101	131.6	90.0	358	8
150mm(6")	165.0	166	168.3	160	147	182	113.0	422.4	12

PLASTIC VALVES AND FITTINGS



ITEM NO:UCC01

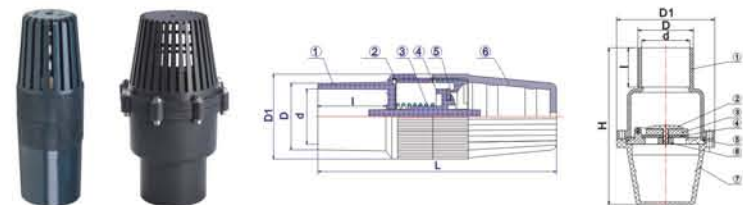
- SIZE:1/2"-4"
- SPECIFICATION:ASTM D2846 STANDARD
- WORKING PRESSURE:150PSI

COMPRESSION COUPLING Specification of material

NO.	PART	MATERIAL	Q'TY
1	Body	PVC	1
2	Union Nut	PVC	2
3	Seat	EPDM, FPM(NBR)	2

COMPRESSION COUPLING Dimensions

Nom Size	JIS d1	BS d1	ANSI d1	DIN d1	#2	D	L
15mm(1/2")	22	22	21.34	20	23	45.5	110.1
20mm(3/4")	26	26	26.67	25	28	53	110.1
25mm(1")	34	32	33.4	32	36	62.2	120.1
32mm(1 1/4")	42	38	42.16	40	44	69.6	129.2
40mm(1 1/2")	48	48	48.26	50	52	81	136.6
50mm(2")	60	60	60.33	63	64.5	94	159
65mm(2 1/2")	76	76	73.03	75	78	111.5	191.7
80mm(3")	89	89	88.9	90	92.7	127	221.7
100mm(4")	114	114	114.3	110	117.2	156.7	251.7



ITEM NO:UFV01

- SIZE:1/2" - 6"
- END CONNECTOR: THREAD, SOCKET
- MATERIAL:PVC

FOOT VALVE Specification of material

NO.	PART	MATERIAL	Q'TY
1	Body	PVC	1
2	Connector	EPDM, FPM(NBR)	1
3	Spring	STAINLESS STEEL	1
4	Gate	PVC	1
5	Seal	EPDM, FPM(NBR)	1
6	Body	PVC	1

FOOT VALVE Dimensions

Nom Size	NPT Thd./in	BSPT Thd./in	JIS d	BS d	ANSI d	DIN d	D	D1	I	L
15mm(1/2")	14	14	22	22	21.34	20	31.0	43.7	31.0	137.0
20mm(3/4")	14	14	26	26	26.67	25	35.5	43.7	32.5	141.0
25mm(1")	11.5	11	32	34	33.4	32	41.9	43.7	32.8	141.0
32mm(1 1/4")	11.5	11	38	42	42.16	40	51.0	78	35.0	195.3
40mm(1 1/2")	11.5	11	48	48	48.26	50	60.3	78	56.0	217.4
50mm(2")	11.5	11	60	60	60.33	63	72.5	78	57.0	217.4
75mm(2 1/2")	8	11	76	76	73.03	75	90	171.6	73.5	293.4
90mm(3")	8	11	89	89	88.9	90	76.4	183.8	58.2	252
110mm(4")	8	11	114	114	114.3	110	115	216	91	360
160mm(6")	8	11	165	168.3	168.3	160	161	291	120	500

PLASTIC VALVES AND FITTINGS



ITEM NO:USU02

- SIZE:1/2"-4"
- SPECIFICATION:Schedule 40

SINGLE UNION SPRING CHECK VALVE Specification of material

NO.	PART	MATERIAL	Q'TY
1	Union Connector	PVC	1
2	Gate	PVC	1
3	Union Nut	PVC	1
4	Space Seal	EPDM, FPM(NBR)	1
5	Spring	STAINLESS STEEL	1
6	Body	PVC	1

SINGLE UNION SPRING CHECK VALVE Dimensions

Nom Size	NPT Thd./in	BSPT Thd./in	JIS d1	BS d1	ANSI d1	DIN d1	d	D2	D1	I	L
15mm(1/2")	14	14	22	22	21.34	20	16	27.5	51.3	20.5	80
20mm(3/4")	14	14	26	26	26.67	25	19	35.5	65.5	22	86.5
25mm(1")	11.5	11	32	34	33.4	32	24	41.5	73.7	28.0	96
32mm(1 1/4")	11.5	11	38	42	42.16	40	32	51.6	86.8	30.0	105
40mm(1 1/2")	11.5	11	48	48	48.26	50	40	60.9	102	34.7	115.5
50mm(2")	11.5	11	60	60	60.33	63	49.8	75	119.8	40	141



ITEM NO:UCC03

EXPANSION COUPLING Specification of material

NO.	PART	MATERIAL	Q'TY
1	Union Nut	PVC-U	1
2	Union nut Seal	NBR	1
3	Body	PVC-U	1
4	Core seal	NBR	2
5	core	PVC-U	1

Dimensions

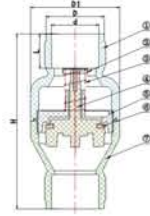
Nom Size	D1	D	d	d1	d2	d3	L	L1	L2
1/2"	45	27.6	21.34	27.9	16.5	21.4	23.3	95	135
3/4"	51.4	33.2	26.67	33.6	21.1	26.7	25.3	110.7	159
1"	63	40.8	33.4	43.2	26.7	33.4	28.4	130.5	187.7
1 1/4"	73.2	50	42.16	51.3	34.8	42.2	31.5	149	209.5
1 1/2"	79.8	56.6	48.26	57.6	42.2	48.3	33.3	170	233.5
2"	92	69	60.33	70.3	52.2	60.3	34.8	181	244.5



UCB04

Nom Size	D	D1	d	L	I
50	58.8	80.1	50.4	102	31.5
63	73.7	99.5	63.4	113.5	38

ITEM NO: UU002



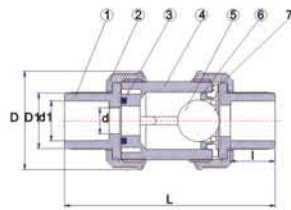
ITEM NO:UCV01

■ SPRING CHECK VALVE II Specification of material

NO.	PART	MATERIAL	Q'TY
1	Exit body	PVC-U	1
2	Stainless plug	stainless steel	1
3	Spring	stainless steel	1
4	Core	PVC-U	1
5	Core frame	PVC-U	1
6	O-ring	NBR	1
7	Entrance body	PVC-U	1

■ Dimensions

Nom Size	D1	D	BS(d)	ANSI(d)	DIN(d)	L	H
1/2"	45.2	30.5	22	21.34	20	23	103
3/4"	45.2	35.5	26	26.67	25	27	113.6
1"	57.5	43	34	33.4	32	28	142
1 1/4"	79.6	52	42	42.16	40	30.6	156
1 1/2"	79.8	60.2	48	48.26	50	36	167.4
2"	103.6	72	60	60.33	63	40.6	194.8



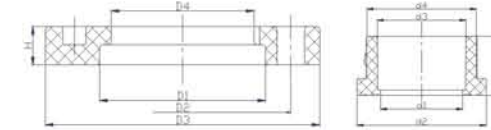
ITEM NO:UBC02

■ PVC BALL CHECK VALVE Specification of material

NO.	PART	MATERIAL	Q'TY
1	End Connector	PVC	2
2	Union Nut	PVC	2
3	Stem O-Ring	EPDM, FPM(NBR)	1
4	Body	PVC	1
5	Ball	PVC	1
6	Gland	PVC	1
7	Seat	EPDM, FPM(NBR)	1

■ Dimensions

Nom Size	NPT Thd./in	BSPT Thd./in	JIS d1	BS d1	ANSI d1	DIN d1	d	D1	D	l	L
15mm(1/2")	14	14	22	22	21.34	20	15	27.5	51.3	20.5	105
20mm(3/4")	14	14	26	26	26.67	25	19.5	35.0	65.5	25	116.5
25mm(1")	11.5	11	32	34	33.4	32	25	41.6	73.7	28	130.5
32mm(1 1/4")	11.5	11	38	42	42.16	40	32	51.6	86.8	29.5	148.5
40mm(1 1/2")	11.5	11	48	48	48.26	50	40	60.9	102	34	168.5
50mm(2")	11.5	11	60	60	60.33	63	50	75	119.8	40	189

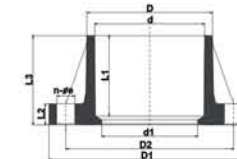


ITEM NO: UVF01

- SIZE:2"-12"
- MATERIAL: PVC

■ VAN STONE FLANGE Dimensions

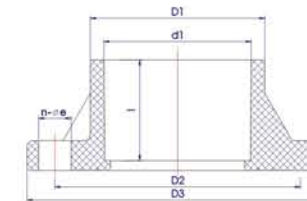
Nom Size	d1	d2	d3	d4	h	D1	D2	D3	D4	H
2"	51	91.8	58	74.6	43.5	92.5	120	152.4	77.6	20.5
2 1/2"	68	107.2	73.4	90.6	49	107.6	140	177.6	92.6	24.8
3"	77.2	119.9	89.4	107	54.9	120.6	152.5	191.4	109.4	26.4
4"	102.4	152.5	110.4	131.8	64.8	153	191	229.7	134	28.5
6"	156	206	160.5	189.2	85	207.5	241	284	192.5	32
8"	204.2	260	201	237	119	261	296	342.2	239	36.2
10"	266.3	338	273.8	305.9	135	308	362	407	239	34.5
12"	316.4	394	324.6	361.5	162	363.5	432	484	239	36.5
225	200	274	225	247.5	118	126	250	294.5	339	32
250	242	327	250	282	133	140	284	350	399.7	34.5
315	299	377	315	345	165.5	174	347.5	402.5	450.8	36.5



ITEM NO: UTF02

■ JIS FLANGE Dimensions

Nom Size	D	d ANSI	d DIN	d JIS	d BS	D1	D2	d1	L1	L2	L3	n-φe
3/4"	35.3	26.67	25	26	26	100	75	22	35	15	40	4-φ15
1"	43	33.4	32	32	34	125	89	25	40	15	46	4-φ19
1 1/4"	49	42.16	40	38	42	135	100	30	44	16	50.5	4-φ19
1 1/2"	60.5	48.26	50	48	48	140	105	41	55	16	61.5	4-φ19
2"	73.5	60.33	63	60	60	155	120	52	63	20	71	4-φ19
2 1/2"	90.5	73.03	75	76	76	175	140	67	61	22	70	4-φ19
3"	105.5	88.9	90	89	89	185	150	78	64	22	73	8-φ19
4"	131	114.3	110	114	114	210	175	100	83.5	22	95	8-φ19



ITEM NO: UTF01

- SIZE:1/2"-8"
- 235PSI MAXIMUM INTERNAL PRESSURE RATING @73°F
- MATERIAL: PVC

■ TS FLANGE Dimensions

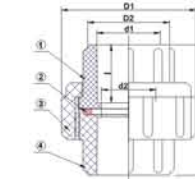
Nom Size	D1	D2	D3	d1 DIN	d1 ANSI	d1 JIS	d1 BS	l	n-φe
20mm(1/2")	30	60.5	89	20	21.34	22	22	22	4-16
25mm(3/4")	34	70.5	98	25	26.67	26	26	23.5	4-16
32mm(1")	42.5	79.5	108	32	33.4	32	34	25.5	4-16
40mm(1 1/4")	52	89.5	118	40	42.16	38	42	32	4-16
50mm(1 1/2")	61.5	98.5	127	50	48.26	48	48	32.5	4-19
63mm(2")	76	120.5	151.5	63	60.33	60	60	35.8	4-19
75mm(2 1/2")	89.5	139.5	177.3	75	73.03	76	76	41	4-19
90mm(3")	107.5	152.5	191	90	88.9	89	89	48.5	4-19
110mm(4")	130.5	190.5	228.5	110	114.3	114	114	58.5	8-19
140mm(5")	165	210	250	140	141.3	140	140.8	104	8-23
160mm(6")	188	240	280	160	168.3	165	168.3	132	8-23
200mm(8")	238	296	330	200	219.1	216	219.1	136	12-23
250mm(10")									



CPVC VALVES

CPVC VALVES & FITTINGS

ASTM F1970



ITEM:CU001

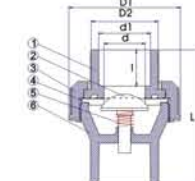
- SIZE:1/2" - 4"
- END CONNECTOR: THREAD, SOCKET, FLANGE
- WORKING PRESSURE:150 PSI

UNION Specification of material

NO.	PART	MATERIAL	QTY
1	End Connector	CPVC	1
2	O-Ring	EPDM	1
3	Union Nut	CPVC	1
4	Body	CPVC	1

Dimensions

Nom Size	NPT Thd./in	BSPT Thd./in	JIS d1	BS d1	ANSI d1	DIN d1	d2	D2	D1	I	L
15mm(1/2")	14	14	22	22	21.34	20	14	29.20	50.6	20.5	48
20mm(3/4")	14	14	26	26	26.67	25	19	34.5	56.7	22	53.6
25mm(1")	11.5	11	32	34	33.4	32	24	42.6	66.5	28	63
32mm(1 1/4")	11.5	11	38	42	42.16	40	32	52	81	30	72.6
40mm(1 1/2")	11.5	11	48	48	48.26	50	40	59	86.8	34.5	85
50mm(2")	11.5	11	60	60	60.33	63	45	72.1	105.8	40	103
65mm(2 1/2")	8	11	76	76	73.03	75	60	90	129	40	109
80mm(3")	8	11	89	89	88.9	90	80	103.5	145.5	48	125.5
100mm(4")	8	11	114	114	114.3	110	100	132.5	175	60	160



ITEM NO:CSU02

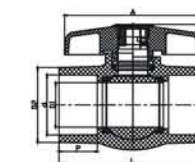
- SIZE:1/2" - 2"

SINGLE UNION SPRING CHECK VALVE Specification of material

NO.	PART	MATERIAL	QTY
1	Union Connector	CPVC	1
2	Gate	CPVC	1
3	Union Nut	CPVC	1
4	Space Seal	EPDM	1
5	Spring	STAINLESS STEEL	1
6	Body	CPVC	1

Dimensions

Nom Size	NPT Thd./in	BSPT Thd./in	JIS d1	BS d1	ANSI d1	DIN d1	d	D2	D1	I	L
15mm(1/2")	14	14	22	22	21.34	20	16	27.5	51.3	20.5	80
20mm(3/4")	14	14	26	26	26.67	25	19	35.5	65.5	22	86.5
25mm(1")	11.5	11	32	34	33.4	32	24	41.5	73.7	28.0	96
32mm(1 1/4")	11.5	11	38	42	42.16	40	32	51.6	86.8	30.0	105
40mm(1 1/2")	11.5	11	48	48	48.26	50	40	60.9	102	34.7	115.5
50mm(2")	11.5	11	60	60	60.33	63	49.8	75	119.8	40	141



ITEM NO:CCV01

- SIZE:1/2" - 2"

COMPACT BALL VALVE

Nom Size	d	D1	D2	P	L	H	A
1/2"	21.54	15	32.1	21.6	80	44.9	68.5
3/4"	26.9	20	38.5	25	93.3	52	80.5
1"	33.7	24	47	29	106.3	65	100
1 1/4"	42.4	30	54	32	121.3	70	108
1 1/2"	48.56	33.8	62	35.4	133.3	73.5	108
2"	60.5	45	75.7	38.6	149	81	138



**PVC PRESSURE PIPES & FITTINGS
(DIN STANDARD)**

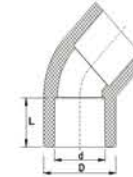


ITEM NO: US001



■ PRESSURE PIPES PN10

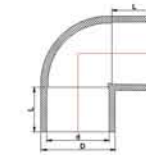
Size Nom	Outer Dia	Wall Thickness
40	40	2.0
50	50	2.4
63	63	3.0
75	75	3.6
90	90	4.3
110	110	4.8
160	160	7.6
200	200	8.7



ITEM NO: USE01

■ 45° ELBOW

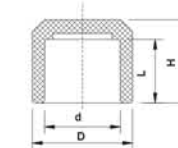
Size Nom	D	d	L
20	25	20	17
25	30.8	25	19.5
32	38.3	32	23
40	47.9	40	28.5
50	58.3	50	33.5
63	72.9	63	40
75	87.6	75	44
90	105.4	90	51
110	126.4	110	61
125	142.4	125	69
140	159	140	76.5
160	180.6	160	86.5
180	196.6	180	96
200	225.6	200	107
225	245	225	106
250	274.6	250	119
280	306	280	131
315	343	315	147
355	385	355	164
400	431	400	206



ITEM NO: USE02

■ 90° ELBOW

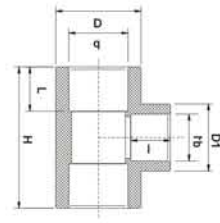
Size Nom	D	d	L
20	25	20	17
25	30.8	25	19.5
32	38.3	32	23
40	47.9	40	28.5
50	58.3	50	33.5
63	72.9	63	40
75	87.6	75	44
90	105.4	90	51
110	126.4	110	61
125	142.4	125	69
140	159	140	76.5
160	180.6	160	86.5
180	196.6	180	96
200	225.6	200	107
225	245	225	119
250	274.6	250	131
280	306	280	147
315	343	315	164
355	385	355	184
400	431	400	206



ITEM NO: US016

■ END CAP

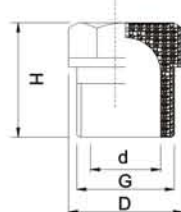
Size Nom	D	d	L	H
20	26.2	20	19	24
25	31.2	25	21.5	27
32	38.5	32	29.5	31
40	47.4	40	28.2	35
50	58.5	50	33	40
63	72.4	63	40	47
75	88.2	75	46	53.6
90	105.4	90	51	63.3
110	126.3	110	59.5	74.1
125	142.4	125	69	83.2
140	159	140	76.5	92.6
160	180.6	160	86.5	104.6
180	196.6	180	96	134.5
200	225.6	200	107	129.3
225	245	225	119	162.5
250	274.6	250	131	183
315	343	315	164	228
355	385	355	184	268
400	431	400	206	297



ITEM NO: UST02

REDUCING TEE

Size Nom	D	d	L	D1	d1	l	H
25X20	30.8	25	19.5	25	20	17	64
32X20	38.3	32	23	25	20	17	69
32X25	38.3	32	23	30.8	25	19.5	79
40X20	47.9	40	28.5	25	20	17	82
40X25	47.9	40	28.5	30.8	25	19.5	90
40X32	47.9	40	28.5	38.3	32	23	92
50X20	58.3	50	33.5	25	20	17	91
50X25	58.3	50	33.5	30.8	25	19.5	98
50X32	58.3	50	33.5	38.3	32	23	105
50X40	58.3	50	33.5	47.9	40	28.5	110
63X25	72.9	63	40	30.8	25	19.5	110
63X32	72.9	63	40	38.3	32	23	118
63X40	72.9	63	40	47.9	40	28.5	125
63X50	72.9	63	40	58.3	50	33.5	140
75X32	82.4	75	44	37.6	32	22	126
75X40	87.6	75	44	47.9	40	28.5	137
75X50	87.6	75	44	58.3	50	33.5	143
75X63	87.6	75	44	72.9	63	40	156
90X40	105.4	90	51	47.9	40	28.5	151
90X50	105.4	90	51	58.3	50	33.5	159
90X63	105.4	90	51	72.9	63	40	172
90X75	105.4	90	51	87.6	75	44	186
110X63	126.4	110	61	72.9	63	40	190.2
110X75	126.4	110	61	87.6	75	44	206
110X90	126.4	110	61	105.4	90	51	221
125X75	136	125	70	82.4	75	44	237
125X90	136	125	70	98.8	90	51	237
125X110	136	125	70	120	110	61	256
140X90	152.4	140	70	98.8	90	51	248
140X110	152.4	140	76	120	110	61	268.5



ITEM NO: US010

THREAD PLUG

Size Nom	D	d	G	H
20	24	13	1/2"	28
25	30.4	19	3/4"	30.7
32	39.2	23	1"	37.5



ITEM NO: US013+US014

PLANE FLANGE & SHORT PIPE FOR FLANGE

Size Nom	d1	d2	d3	d4	h	D1	D2	H
75	75.4	89.3	71.2	105.5	49.6	90.7	179	15.3
90	90.4	106.3	84.7	124	60	107	192.6	15.7
110	110.5	129.8	105	149.5	69	131.4	218.5	18
160	160.6	181.5	150	214	92.5	184.5	284	22.8
200	200.6	223.2	194.5	266.5	120.2	228	338.4	28



ITEM NO: US005

REDUCING RING

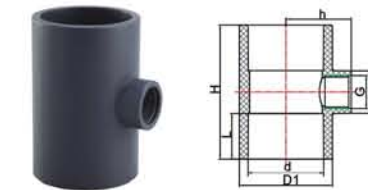
Size Nom	D	d	L	H
25X20	25	20	17	20.5
32X20	32	20	17	24
32X25	32	25	20	25
40X32	40	32	25	28.5
50X25	50	25	19.5	33.5
50X32	50	32	23	33.5
50X40	50	40	27.5	33.5
63X25	63	25	19.5	40
63X32	63	32	21.7	37.5
63X40	63	40	28.5	40
63X50	63	50	32.5	40
75X50	75	50	33.5	44
75X63	75	63	40	44
90X50	90	50	33.5	51
90X63	90	63	38	51.3
90X75	90	75	44	51
110X63	110	63	38.4	63.3
110X75	110	75	45	63.3
110X90	110	90	46.7	59.6
160X90	160	90	51	86.5
160X110	160	110	59.5	85.5
200X110	200	110	61	106
225X110	225	110	61	118.5
250X160	250	160	86	131
	250	200	106	131
250X225	250	225	118.5	131
355X315	355	315	163.5	183.5
400X315	400	315	163.5	206



ITEM NO: US015

TS FLANGE

Size Nom	D	d	D1	L1	L2	L3	T
20	27	20.3	95	14	16	20.2	4X13.5
25	33	25.3	105	16	19	23.2	4X14
32	40	32.4	115	16	22	26.2	4X14
40	50	40.4	140	16	26	30.5	4X18
50	61	50.4	150	17.6	30.5	34.1	4X18
63	76	63.4	164.6	18	38.9	43	4X18
75	90	75.5	185	19.3	44	48	4X18
90	106.8	90.5	194.5	22.2	46.5	54	4X18
110	131	110.6	220	24	57.6	66.6	4X18



ITEM NO: USF001

FEMALE REDUCING TEE

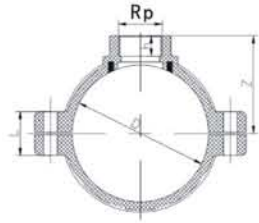
Size Nom	D1	D2	d	L	H	h	G
63X3/4"	75	34	63	40	113	51.5	3/4"



ITEM NO: USG001

GIBOT

Size Nom	D	d	d1	d2	d3	L
63	90.6	64.5	76	75	64	79.5
90	132.5	91	109.5	91	91	105
110	154.5	111	131.5	129.4	111	130.6
160	211	161	184.5	184		155.6
200	260.7	201	229.4	228.8		205.6
225	291.6	226	257.3	256.8		230.6
250	320.2	251	285.1	284.6		255.6

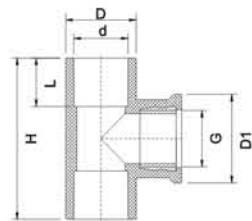


ITEM NO:USS01

UPVC SADDLE CLAMP

Nom Size	D	Rp	H	Z	L
50×25	50	25	26	59	23
63×25	63	25	26	65	28
63×1"	63	1"	21	60	28
75×3/4"	75	3/4"	20	65	31
75×1-1/2"	75	1-1/2"	24	68	31
90×25	90	25	26	80	36
90×1"	90	1"	24	79.5	36
90×1-1/2"	90	1-1/2"	24	75	36
110×1/2"	110	1/2"	24	88.5	38
110×3/4"	110	3/4"	20	88.5	38
110×1"	110	1"	24	88.5	38
110×1-1/2"	110	1-1/2"	35	97	38
110×2"	110	2"	35	97	38
110×2-1/2"	110	2-1/2"	35	97	38
125×1-1/2"	125	1-1/2"	37	105	37
125×2"	125	2"	37	105	37
125×2-1/2"	125	2-1/2"	37	105	37
160×1"	160	1"	24	114.5	55
160×1-1/2"	160	1-1/2"	36	125	55
160×2"	160	2"	36	125	55

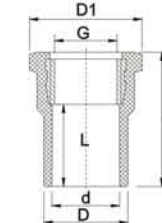
Nom Size	D	Rp	H	Z	L
160×2-1/2"	160	2-1/2"	36	125	55
200×1-1/2"	200	1-1/2"	35	142	74
200×2"	200	2"	37	142	74
200×2-1/2"	200	2-1/2"	37	142	74
225×3/4"	225	3/4"	20	153.5	76
225×1-1/2"	225	1-1/2"	37	153.5	76
225×2"	225	2"	37	153.5	76
225×2-1/2"	225	2-1/2"	37	153.5	76
250×2"	250	2"	28	170	76
250×2"(銅)	250	2"	28	170	76
250×2-1/2"	250	2-1/2"	38	170	76
250×3"	250	3"	34	170	76
250×110	250	110	61.5	195	76
315×2"(銅)	315	2"	27	170	70
315×110	315	110	63	231.5	70
315×160	315	160	86	250	70
400×110	400	110	61	285	87
400×200	400	200	106	330	87
400×250	400	250	162	385	87



ITEM NO: UST03

COPPER THREAD TEE

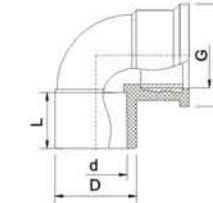
Size Nom	D	d	L	G	H	D1
20× 1/2"	25	20	17	1/2"	60	33
25× 1/2"	30.8	25	19.5	1/2"	68	33
25× 3/4"	30.8	25	19.5	3/4"	73	40
32× 1/2"	38.3	32	23	1/2"	68	33
32× 3/4"	38.3	25	23	3/4"	73	40
32× 1"	38.3	32	23	1"	90	45



ITEM NO: US009

COPPER THREAD COUPLING

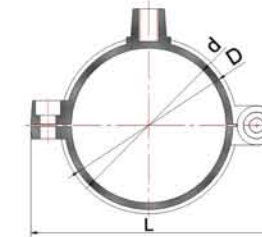
Size Nom	D	d	D1	G	L	H
20× 1/2"	25	20	33.5	1/2"	24.5	40
25× 1/2"	30.8	25	35.3	1/2"	19.5	43
25× 3/4"	30.8	25	40.4	3/4"	28	45
32× 1/2"	38.3	32	33.5	1/2"	23	43
32× 3/4"	38.3	25	44.2	3/4"	23	47
32× 1"	38.3	32	50	1"	23	49



ITEM NO: USE03

90° COPPER THREAD ELBOW

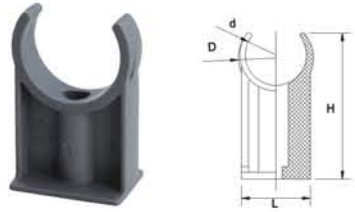
Size Nom	D	d	L	G	D1
20× 1/2"	25	20	17	1/2"	33
25× 1/2"	30.8	25	19.5	1/2"	33
25× 3/4"	30.8	25	19.5	3/4"	40
32× 1/2"	38.3	32	23	1/2"	33
32× 3/4"	38.3	25	23	3/4"	40
32× 1"	38.3	32	23	1"	45



ITEM NO: US006

PIPE CLAMP

Size Nom	D	d	L
20	23.4	20	40
25	29.4	25	45
32	36	32	55
40	44	40	63
50	54	50	77
63	68.5	63	100



ITEM NO: US008

U-BRACKET

Size	Nom	D	d	L	H
20	24	19.5	22	46.8	
25	32.8	24.5	29.4	52	
32	40.5	31.5	37	57	
40	50	39.5	39.6	64	
50	61.2	49.5	44	69.8	
63	77	62.5	60	80	



ITEM NO:US009

CLAMP (PP)

Size	Nom	D	d	L	H
25	31	24.5	37.8	36.8	
32	37.9	31.5	47.8	43	
40	47	39.5	54	55.5	
50	56.6	49.5	63.5	60	
63	68.7	62.5	76.5	66.5	



ITEM NO:USG002

FLANGE COUPLING M/F

Size	Nom	d	D	D1	L	L1	H	H1	G
32x40x1 1/4"	32	40	57.8	22.5	28.5	91.8	17	1 1/4"	
40x50x1 3/4"	40	50	71.8	28.5	33.5	98.5	19.2	1 3/4"	
50x63x2"	50	63	79	33.5	40	109.3	21	2"	
63x75x2 1/2"	63	75	95	40	44	120	23	2 1/2"	



ITEM NO:USC01

HOSE CONNECTOR

Size	Nom	D	d	D1	L	L1	H
20	20	14	18	31			73
25	25	17	20.8	36.5	21		76
32	32	24	27.8	39.5	22		80.5
40	40	32	37	42	26		92
50	50	41	47	45.5	31		100



GLUE FOR WATER SUPPLY

Weight g	
100	300 500 1000
EXECUTIVE STANDARD: QB/T 2568-2002	



GLUE FOR PRESSURE

Weight ML	
80Z	237ML 160Z 480ML 320Z 960ML
STANDARD: QB/T 2568-2002	



PIPE CLEANER

Weight ML	
80Z	237ML 160Z 480ML 320Z 960ML
STANDARD: QB/T 2568-2002	



ITEM NO:US II 001

TEE

Size	Nom	d1	d2	L	h	H
20	20	28.5	16.5	28	54.2	
25	25	34	18.5	31.8	64	
32	32	43	22.5	40	78.2	
40	40	51.5	26.2	47.1	95	
50	50	63	31.3	58	115	
63	63	80	37.5	70	140	



ITEM NO:US II 002

REDUCING TEE

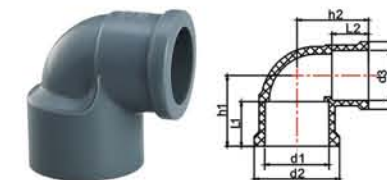
Size	Nom	d1	d2	d3	d4	L1	L2	h	H
25x20	25	34	20	28.5	18.5	16.5	29.6	59.2	
32x25	32	43	25	34	22.5	18.5	35.5	71.6	
40x32	40	51.5	32	43	26.2	22.5	44	86.5	
50x32	50	63	32	43	31.3	22.5	48.5	97	
50x40	50	63	40	51.5	31.3	26.2	53	105.5	



ITEM NO:US II 003

90° ELBOW

Size	Nom	d1	d2	h	L
20	20	28.5	27.4	16.5	
25	25	34	32	18.5	
32	32	43	39.3	22.5	
40	40	51.5	47.8	26.2	
50	50	63	58.5	31.3	
63	63	80	70.5	37.5	



ITEM NO:US II 004

REDUCING ELBOW

Size	Nom	d1	d2	d3	d4	L1	L2	h1	h2
25x20	25	34	20	28.5	18.5	16.5	29.8	30	
32x25	32	43	25	34	22.5	18.5	35.7	36.1	
40x32	40	51.5	32	43	26.2	22.5	44	44.8	



ITEM NO:US II 005

COUPLING

Size	Nom	d1	d2	H	L
20	20	28.5	35	16.5	
25	25	34	40.3	18.5	
32	32	43	47.6	22.5	
40	40	51.5	55.5	26.2	
50	50	63	65.7	31.3	
63	63	80	79	37.5	

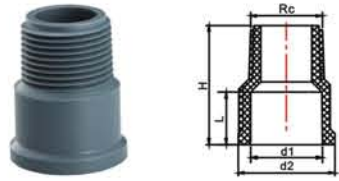


ITEM NO:US II 006

FEMALE ADAPTOR

Size	Nom	Rc	H	d1	d2	L
20x1/2"	1/2"	36.2	20	28.5	16.5	
25x3/4"	3/4"	40.2	25	34	18.5	
32x1"	1"	47.5	32	43	22.5	
40x1 1/4"	1 1/4"	55	40	51.5	26.2	
50x1 1/2"	1 1/2"	57.5	50	62	31.3	


PVC PRESSURE FITTINGS TYPE II



ITEM NO:USII007

MALE ADAPTOR


Nom Size	Rc	H	d1	d2	L
20x1/2"	1/2"	38	20	28.5	16.5
25x3/4"	3/4"	42	25	34	18.5
32x1"	1"	49.5	32	43	22.5
40x1 1/4"	1 1/4"	56	40	51.5	26.2
50x1 1/2"	1 1/2"	65.7	50	63	31.3
63x2"	2"	78.6	63	80	37.5



ITEM NO:USII008

REDUCING RING


Nom Size	d1	d2	L	H
25X20	20	25	16.5	18.7
32X25	25	32	18.5	22.2
40X32	32	40	22.5	26.2
50X40	40	50	26.2	31.6
63X50	50	63	31.3	37.9



ITEM NO:USII009

UNION TYPE III

Nom Size	D1	D	d	d1	l	L
20	48	30.2	20	15	16.5	45.5
25	55	36.8	25	22	18.5	51.5
32	55	38	32	27.5	22.5	54.2
40	76	52	40	32.8	26.2	68.2
50	85	59	50	40	31.3	74.3
63	101	72.8	63	53.5	37.5	85.2



ITEM NO:USII010

FEMALE ELBOW

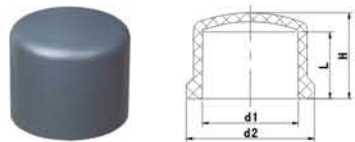
Nom Size	d1	d2	D	Rc	L	h1	h2
20x1/2"	20	28.5	30.2	1/2"	16.5	26.4	28.5
25x3/4"	25	34	36.6	3/4"	18.5	33	32
32x1"	32	43	44	1"	22.5	39.4	39.5



ITEM NO:USII012

REDUCING COUPLING

Nom Size	d1	d2	d3	d4	L1	L2	H
25x20	25	34	20	28.5	18.5	16.5	40
32x25	32	43	25	34	22.5	18.5	47.6
40x32	40	51.5	32	43	26.2	22.5	56
50x32	50	43	43.7	32.3	29.5		61.5



ITEM NO:USII011

END PLUG

Nom Size	d1	d2	L	H
20	20	28.5	16.5	21.5
25	25	34	18.5	25
32	32	43	22.5	29
40	40	51.5	26.2	33
50	50	63	31.3	39.2
63	63	80	37.5	47.4




ITEM NO:USII014

FLANGE COUPLING

Nom Size	D1	D2	D	d	d1	l	L	G	Tr
32x1"	79.5	73.8	44	32	28.6	22.5	64	1"	45
40x1 1/4"	87.6	82	54.8	40	35	26.2	64	1 1/4"	53
50x1 1/2"	95	87.5	61	50	43	36.3	67.2	1 1/2"	57.8
63x2"	109	102	74.8	63	54.4	37.5	67.5	2"	73

PVC PRESSURE PIPES & FITTINGS PN16 (DIN8063)



ITEM NO: US6001

PRESSURE PIPES PN16

Size	Nom	Outer Dia	Wall Thickness
20	20	20	2.0
25	25	25	2.0
32	32	32	2.4
40	40	40	3.0
50	50	50	3.7
63	63	63	4.7
75	75	75	5.6
90	90	90	6.7
110	110	110	7.2



ITEM NO: US6E02

90° ELBOW

Nom Size	D	d	L	h
20	27	20	16.5	28
25	33	25	19.5	33.5
32	41.3	32	22.5	40
40	50.4	40	26.5	48
50	61	50	31.5	58
63	75.9	63	38.5	72
75	89.8	75	44.5	84
90	107.8	90	51.5	99
110	131	110	61.5	119
160	188	160	86.5	169.5



ITEM NO:US6E01

45° ELBOW

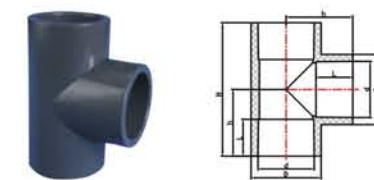
Nom Size	D	d	L	h
20	27	20	16.5	21.5
25	33	25	19.5	25.5
32	41.3	32	22.5	30
40	50.4	40	26.5	36
50	61	50	31.5	43.5
63	75.9	63	38.5	53.5
75	89.8	75	44.5	62
90	107.8	90	51.5	72.5
110	131	110	61.5	87.5
160	188	160	86.5	123



ITEM NO:USF002

FEMALE ADAPTOR M/F

Size	Nom	D1	D2	D	d	L	L1	H	Rc
25X20X1/2"	32	28.5	25	20	17	19.5	46	1/2"	



ITEM NO:US6T01

TEE

Nom Size	D	d	L	H	h
20	27	20	16.5	56	28
25	33	25	19.5	67	33.5
32	41.3	32	22.5	80	40
40	50.4	40	26.5	96	48
50	61	50	31.5	117	58
63	75.9	63	38.5	144	72
75	89.8	75	44.5	168	84
90	107.8	90	51.5	197	98.5
110	131	110	61.5	237	118.5
160	188	160	86.5	337	168.5

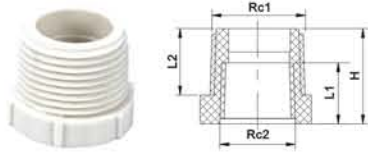


ITEM NO:US6E07

REDUCING ELBOW

Size	Nom	D1	d1	L1	D2	d2	L2	h
25x20	33	25	19.5	27	20	16.5	30.5	

PVC THREAD FITTINGS (BS STANDARD)



ITEM NO: TPF007

REDUCER M/F

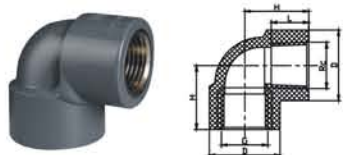
Nom Size	Rc1	Rc2	L1	L2	H
3/4" x 1/2"	1/2"	3/4"	17	18.5	26.5
1" x 1/2"	1/2"	1"	17	22.6	31
1" x 3/4"	3/4"	1"	18.5	22.6	31.6
1 1/4" x 3/4"	1 1/4"	3/4"	18.5	22.5	31.5
1 1/4" x 1"	1 1/4"	1"	22	22.5	31.5
1 1/2" x 3/4"	1 1/2"	3/4"	18.5	23	33
1 1/2" x 1"	1 1/2"	1"	22	23	33
1 1/2" x 1 1/4"	1 1/2"	1 1/4"	24.5	23	33
2" x 1"	2"	1"	22	26	37
2" x 1 1/4"	2"	1 1/4"	24.5	26	37
2" x 1 1/2"	2"	1 1/2"	25	26	37
3" x 2 1/2"	3"	2 1/2"	28	32	43
3" x 2"	3"	2"	31	32	43
4" x 2"	4"	2"	28	38	50
4" x 3"	4"	3"	34	38	50



ITEM NO: TPF008

THREAD PLUG

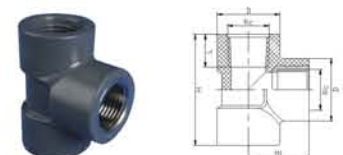
Nom Size	D	d	Rc	H
1/2"	24	13	1/2"	26.5
3/4"	31	17.8	3/4"	31
1"	39.2	23	1"	37.5
1 1/4"	43.3	31.5	1 1/4"	36
1 1/2"	50	36.5	1 1/2"	38.5
2"	57	47.5	2"	43



ITEM NO: TPF009

FEMALE ELBOW W/BRASS

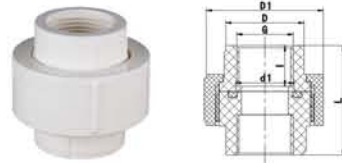
Nom Size	D	Rc	L	H
1/2"	32	1/2"	17	29



ITEM NO: TPF011

FEMALE TEE W/BRASS

Nom Size	D	Rc	L	H	H1
1/2"	32	1/2"	17	57	31



ITEM NO: TPF015

FEMALE UNION

Nom Size	D1	D	G	d1	I	L
1/2"	48	30.2	1/2"	15	17	45.5
3/4"	55	36.8	3/4"	22	19	51.5
1"	64	44	1"	26	21	54.2
1 1/4"	77.5	52	1 1/4"	32.8	25.9	68.2
1 1/2"	86.5	59	1 1/2"	40	31.3	74.3
2"	101	72.8	2"	53.5	37.5	85.2



ITEM NO: TPF010

REDUCING ELBOW W/BRASS

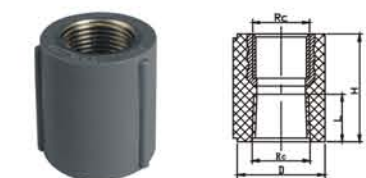
Nom Size	D1	Rc1	D2	Rc2	L1	H1	H2
3/4" x 1/2"	36	3/4"	32	1/2"	18.5	31	32.5



ITEM NO: TPF012

90°ELBOW M/F

Nom Size	D	R(Rc)	d	L	H1	H2
1/2" x 1/2"	30	1/2"	13	17	28	34.5
3/4"	36.5	3/4"	18.4	18.5	32.75	39.55
1"	44	1"	22.6	22	39.5	46.8
1 1/4"		1 1/4"				
1 1/2"	60.8	1 1/2"	36.6	25	51.5	59.4
2"	74	2"	47	28.61		69.5
2 1/2"	93.2	2 1/2"	58	31	72.5	82.5



ITEM NO: TPF013

FEMALE ADAPTOR W/BRASS

Nom Size	D	Rc	L	H
1/2"	32	1/2"	17	39.5

PVC THREAD FITTINGS (BS STANDARD)



ITEM NO: TPF021

BRASS FEMALE THREAD REDUCING TEE F/F

Nom Size	D1	D2	d	L	H	h	Rc
1" x 1/2"	41.7	28.5	33.69	23	69.6	35	1/2"
1 1/2" x 1/2"	59.8	28.5	48.38	30.5	85.5	42	1/2"
2 1/2" x 1/2"	74.5	28.5	60.5	36.5	102	51	1/2"



ITEM NO: TPF014

MALE ELBOW W/UNION

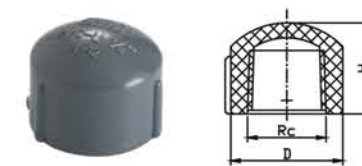
Nom Size	D	R(Rc)	d	L	H1	H2	D1
1/2"	30	1/2"	13.5	17	28	66.5	48



ITEM NO: TPF016

MF THREAD UNION

Nom Size	D1	D	R	d1	I	L
1/2"	48	30.2	1/2"	13.5	15	61
3/4"	55	36.8	3/4"	18	18	68
1"	55	45.5	1"	23	22	77



ITEM NO: TPF017

FEMALE THREAD CAP

Nom Size	D	H	Rc
1/2"	30	24.4	1/2"



ITEM NO: TPF018

FEMALE THREAD ELBOW WITH EAR

Nom Size	D	L	H	H1	H2	Rc
1/2"	30	17	28	52.5	56.6	1/2"



ITEM NO: TPF019

REDUCING NIPPLE

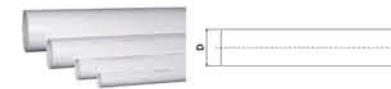
Nom Size	D	D1	D2	L	L1	H	R	R1
1/2" x 3/4"	13.4	18.4	32.2	17	18.5	43.5	1/2"	3/4"
1" x 3/4"	18.4	22.6	40	18.5	21	48.5	3/4"	1"
1 1/4" x 1"	22.6	31.4	47	21	22.5	52.5	1"	1 1/4"



ITEM NO: TPF020

REDUCING FEMALE ELBOW

Nom Size	D	D1	L	L1	H	H1	R	R1
1/2" x 3/4"	30	36.5	17	18.5	30.95	30.2	1/2"	3/4"
1" x 3/4"	36.5	44	18.5	22	34.5	36.5	3/4"	1"



ITEM NO: US4001



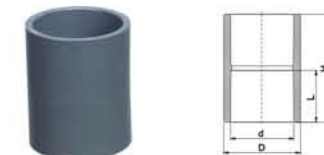
ITEM NO: US4E01

PRESSURE PIPES

Nom Size	Outer Dia	Wall Thickness
1/2"	21.34	2.77
3/4"	26.67	2.87
1"	33.4	3.38
1 1/4"	42.16	3.56
1 1/2"	48.26	3.68
2"	60.33	3.91
2 1/2"	73.03	5.16
3"	88.9	5.49
4"	114.3	6.02
6"	168.3	7.11

45° ELBOW

Nom Size	D	d	L
1/2"	27.5	21.34	19
3/4"	33.5	26.67	24.1
1"	40.8	33.4	27.5
1 1/4"	50.1	42.16	29
1 1/2"	56.6	48.26	34
2"	69	60.33	40
2 1/2"	84.4	73.03	45
3"	100.9	88.9	48
4"	127.3	114.3	54
6"	183.6	168.3	76.7



ITEM NO: US4003



ITEM NO: US4F01

COUPLING

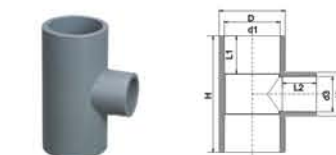
Nom Size	D	d	H	L
1/2"	27.5	21.34	40.7	19
3/4"	33.5	26.67	55.1	26
1"	40.9	33.4	57.4	27.5
1 1/4"	50.1	42.16	60.4	29
1 1/2"	56.6	48.26	70.4	34
2"	69	60.33	82.4	40
2 1/2"	84.4	73.03	94.8	45
3"	100.9	88.9	100.8	48
4"	127.3	114.3	112.8	54
6"	183.6	168.3	159.8	76.7

FEMALE PLUG

Nom Size	D	NPT	L	H
3/4"	33.5	3/4"	21.5	25.8
1"	40.9	1"	26.5	31.7
1 1/4"	50.1	1 1/4"	27.1	32.3
1 1/2"	56.6	1 1/2"	27.6	33.1
2"	69	2"	27.6	33.1



ITEM NO: US4012



ITEM NO: US4T02

MALE ADAPTOR

Nom Size	D	d1	d2	NPT	H	L
1/2"	27.5	21.34	13	1/2"	40.8	19.7
3/4"	33.4	26.67	18.5	3/4"	43.3	20
1"	41.3	33.4	24	1"	55	29
1 1/4"	50.7	42.16	30.2	1 1/4"	59.9	29.5
1 1/2"	57.2	48.26	35.9	1 1/2"	65.6	34
2"	69.6	60.33	48.6	2"	72.6	40.9
2 1/2"	84.4	73.03	55.5	2 1/2"	82.5	45
3"	100.9	88.9	70.7	3"	94.8	48
4"	127.3	114.3	94.9	4"	103.8	54
6"	183.6	168.3	146.4	6"	131.1	76.7

REDUCING TEE


Nom Size	D	d1	d2	d3	L1	L2	H
3/4" x 1/2"	33.8	26.67	28.0	21.34	26	19	77.8
1" x 1/2"	40.9	33.4	27.5	21.34	27.5	19	80.3
1" x 3/4"	40.9	33.4	33.5	26.67	27.5	26	86.0
1 1/4" x 1/2"	50.1	42.16	27.5	21.34	29	19	83.3
1 1/4" x 3/4"	50.1	42.16	33.7	26.67	29	26	88.6
1 1/4" x 1"	50.1	42.16	40.9	33.4	29	27.5	95.6
1 1/2" x 1/2"	56.6	48.26	27.5	21.34	34	19	93.3
1 1/2" x 3/4"	56.6	48.26	33.5	26.67	34	26	99
1 1/2" x 1"	56.6	48.26	40.9	33.4	34	27.5	105.1
1 1/2" x 1 1/4"	56.6	48.26	50.1	42.16	34	29	114
2" x 1/2"	69	60.33	27.5	21.34	40	19	105.3
2" x 3/4"	69	60.33	33.5	26.67	40	26	110.6
2" x 1"	69	60.33	40.9	33.4	40	27.5	117.5
2" x 1 1/4"	69	60.33	50.1	42.16	40	29	125.8
2" x 1 1/2"	69	60.33	56.6	48.26	40	34	131.9

PVC-U PRESSURE PIPES & FITTINGS (SCH40)



PVC PRESSURE PIPES & FITTINGS(SCH80)

PVC PRESSURE PIPES & FITTINGS (SCH80)



ITEM NO: US8001

■ PRESSURE PIPES

Size Nom	Outer Dia	Wall Thickness
1/2"	21.34	3.73
3/4"	26.67	3.91
1"	33.4	4.55
1 1/4"	42.16	4.85
1 1/2"	48.26	5.08
2"	60.33	5.54
2 1/2"	73.03	7.01
3"	88.9	7.62
4"	114.3	8.56
6"	168.3	10.97



ITEM NO:US8003

■ COUPLING

Size Nom	D	d	H	L
1/2"	29.3	21.34	48.8	22.7
3/4"	35.1	26.67	55.2	26.0
1"	43.1	33.4	61.6	29.1
1 1/4"	52.4	42.16	67.4	32.3
1 1/2"	59	48.26	74.3	35.4
2"	72	60.33	80.1	38.6
2 1/2"	87.8	73.03	95.3	45
3"	104.9	88.9	101	48.1
4"	132.4	114.3	120.5	57.4
6"	191.2	168.3	160.3	76.7
8"	247.2	219.08	212	102.6
10"	305.9	273.05	263	128
12"	361.5	323.85	317	153.5



ITEM NO:US8C01

■ MALE ADAPTOR WITH BRASS

Size Nom	D1	D	d	H	L	G
1/2"	30.4	29.4	21.34	44.2	22.7	1/2"
3/4"	36.1	35.1	26.67	48.9	25.9	3/4"
1"	44.1	43.1	33.4	54.5	29.1	1"
1 1/4"	53.4	52.4	42.16	63.1	32.3	1 1/4"
1 1/2"	60	59	48.26	69.7	35.4	1 1/2"
2"	73	72	60.33	76.1	38.6	2"



ITEM NO:US8E01

■ 45° ELBOW

Size Nom	D	d	L
1/2"	29.3	21.34	22.7
3/4"	35.1	26.67	25.9
1"	43.1	33.4	29.1
1 1/4"	52.4	42.16	32.3
1 1/2"	59	48.26	35.4
2"	72.5	60.33	38.6
2 1/2"	87.8	73.03	45
3"	104.9	88.9	48.1
4"	132.4	114.3	57.6
6"	191.2	168.3	76.7
8"	247.2	219.08	102.6
10"	305.9	273.05	128
12"	361.5	323.85	153.5



ITEM NO:US8004

■ REDUCING COUPLING

Size Nom	D	d1	d2	d3	H	L1	L2
3/4" x 1/2"	35.1	26.67	29.3	21.34	57.5	25.9	22.7
1" x 1/2"	43.4	33.4	29.8	21.34	63.1	29.1	22.7
1" x 3/4"	43.1	33.4	35.5	26.67	65.4	29.1	25.9
1 1/4" x 1/2"	52.4	42.16	29.3	21.34	66.4	32.3	22.7
1 1/4" x 3/4"	52.4	42.16	35.1	26.67	67.6	32.3	25.9
1 1/4" x 1"	52.4	42.16	43.4	33.4	72.2	33	28.2
1 1/2" x 1/2"	59	48.26	29.3	21.34	70.5	35.4	22.7
1 1/2" x 3/4"	59	48.26	35.5	26.67	73.7	35.4	25.9
1 1/2" x 1"	59	48.26	43.5	33.4	76.9	35.4	28.8
1 1/2" x 1 1/4"	59	48.26	52.4	42.16	80.1	35.4	32.3
2" x 1/2"	72	60.33	29.3	21.34	79.7	38.6	22.7
2" x 3/4"	72	60.33	35.1	26.67	81.4	38.6	25.9
2" x 1"	72	60.33	43.1	33.4	84.6	38.6	29.1
2" x 1 1/4"	72	60.33	52.4	42.16	87.8	38.6	32.3
2" x 1 1/2"	72	60.33	59	48.26	90.9	38.6	35.4



ITEM NO:US8T04

■ FEMALE TEE

Size Nom	D	d	L	H	NPT
1/2"	32.5	21.34	22.7	70.8	1/2"
3/4"	38.1	26.67	25.9	82.5	3/4"
1"	46	33.4	29.1	97.4	1"

PVC SCH80 PIPES & FITTINGS

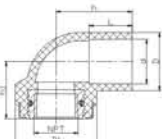
ASTM D2464



ITEM NO: UP8S015

FEMALE ADAPTOR WITH BRASS

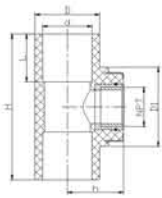
Nom Size	D1	D	d	L	NPT	H
1/2"	45.3	29.4	21.34	23	1/2"	40.5
1/2" x 3/4"	51.6	29.4	21.34	23	3/4"	43.5
3/4"	51.6	35	26.67	26	3/4"	46.5
3/4" x 1/2"	45.3	35	26.67	26	1/2"	44.5
1"	59	43	33.4	29	1"	53.5
1" x 3/4"	51.6	43	33.4	29	3/4"	50



ITEM NO: UP8S016

FEMALE ELBOW WITH BRASS

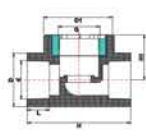
Nom Size	D1	D	d	L	NPT	h	h1
1/2"	42.9	29.4	21.34	23	1/2"	39.4	28
1/2" x 3/4"	49.2	29.4	21.34	23	3/4"	38.5	31.5
3/4"	49.2	35	26.67	26	3/4"	45.9	34.5
3/4" x 1/2"	42.9	35	26.67	26	1/2"	39.5	30.5
1"	56.7	43.54	34.05	29.08	1"	50	41
1 1/4"	67	52	42.16	32	1 1/4"	60	46.5
1 1/2"	73	59	48.26	35	1 1/2"	66	51
2"	87.6	72	60.33	39	2"	75	61



ITEM NO: UP8S017

FEMALE TEE WITH BRASS

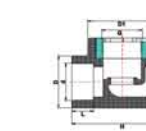
Nom Size	D1	D	d	L	NPT	h	h1
1/2"	42.9	29.4	21.34	23	1/2"	28	77
1/2" x 3/4"	49.2	29.4	21.34	23	3/4"	31.5	77
3/4"	49.2	35	26.67	26	3/4"	34.5	92
3/4" x 1/2"	42.9	35	26.67	26	1/2"	30.5	79
1"	56.7	43.54	34.05	29.08	1"	41	100
1 1/4"	67	52	42.16	32	1 1/4"	46.5	120
1 1/2"	73	59	48.26	35	1 1/2"	51	132
2"	87.6	72	60.33	39	2"	61	150



ITEM NO: UP8S012

PVC STOP VALVE TYPE I

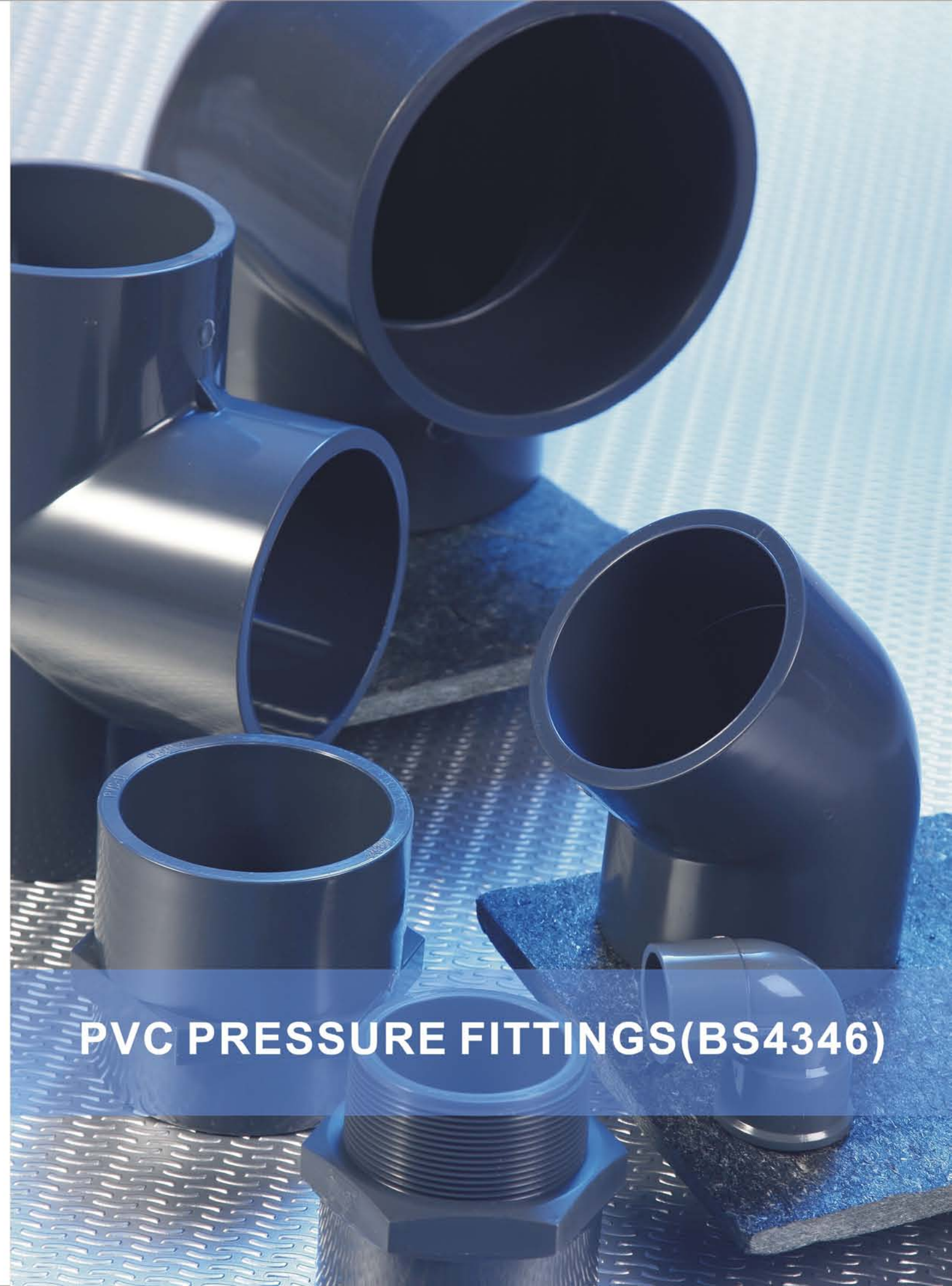
Nom Size	D	d	G	L	H	D1	H1
20X 1/2"	29.8	21.34	1/2"	22.7	80	35	30
25X 3/4"	36	26.99	3/4"	24	82	42	
32X 1"	43.7	33.7	1"	25	93	51.7	39



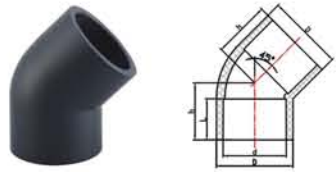
ITEM NO: UP8S013

PVC STOP VALVE TYPE II

Nom Size	D	d	G	L	H	D1	H1
20X 1/2"	29.8	21.34	1/2"	22.7	80	35	30
25X 3/4"	36	26.99	3/4"	24	82	42	
32X 1"	43.7	33.7	1"	25	93	51.7	39



PVC PRESSURE FITTINGS (BS4346)



ITEM NO:BS001

45° ELBOW

Size Nom	D	d	L	h
1/2"	28.5	21.34	17	23.14
3/4"	34.5	26.67	20	27.18
1"	41.7	33.4	23	32
1 1/4"	51.4	42.16	27.5	38.28
1 1/2"	59.8	48.26	30.5	43
2"	74	60.33	36.5	52
3"	105.7	88.9	51	73
4"	134.5	114.3	63.5	92.5
6"	196.7	168.3	91	132



ITEM NO:BS002

90° ELBOW

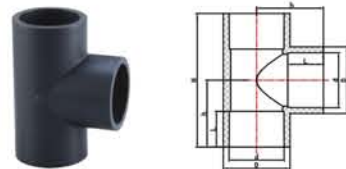
Size Nom	D	d	L	h
1/2"	28.5	21.34	17	30
3/4"	34.5	26.67	20	35.5
1"	41.7	33.4	23	42
1 1/4"	51.4	42.16	27.5	51
1 1/2"	59.8	48.26	30.5	58.5
2"	74	60.33	36.5	71
3"	105.7	88.9	51	102
4"	134.5	114.3	63.5	127.5
6"	196.7	168.3	91	183.5



ITEM NO:BS003

FEMALE ELBOW

Size Nom	D	d	L	h	Rc
1/2"	28.5	21.34	17	28.25	1/2"
3/4"	34.5	26.67	20	34.25	3/4"
1"	41.7	33.4	23	39.35	1"
1 1/4"	51.4	42.16	27.5	48.8	1 1/4"
1 1/2"	59.8	48.26	30.5	54.1	1 1/2"
2"	74.5	60.33	36.5	67.75	2"



ITEM NO:BS004

TEE

Size Nom	D	d	L	H	h
1/2"	28.5	21.34	17	59	29.5
3/4"	34.5	26.67	20	71	35.5
1"	41.7	33.4	23	84	42
1 1/4"	51.4	42.16	27.5	103	51.5
1 1/2"	59.8	48.26	30.5	117	58.5
2"	74.5	60.33	36.5	143	71.5
3"	105.7	88.9	51	202.7	101.35
4"	134.5	114.3	63.5	255	127.5
6"	196.7	168.3	91	367	183.5



ITEM NO:BS007

COUPLING

Size Nom	D	d	L	h
1/2"	27.5	21.34	17	36
3/4"	33.5	26.67	20	42
1"	40.7	33.4	23	48
1 1/4"	50.4	42.16	27.5	57
1 1/2"	59.4	48.26	30.5	64
2"	74	60.33	36.5	77
3"	103.5	88.9	51	109
4"	134.5	114.3	63.5	132
6"	194.7	168.3	91	188



ITEM NO:BS005

FEMALE TEE

Size Nom	D	d	L	H	h	Rc
1/2"	28.5	21.34	17	56.5	28.25	1/2"
3/4"	34.5	26.67	20	68.5	34.25	3/4"
1"	41.7	33.4	23	80	39.35	1"
1 1/4"	51.4	42.16	27.5	97.6	48.8	1 1/4"
1 1/2"	59.8	48.26	30.5	109	54.1	1 1/2"
2"	74.5	60.33	36.5	135.5	67.75	2"



ITEM NO:BS006

FEMALE REDUCING TEE

Size Nom	D1	D2	d	L	H	h	G
1" x 1/2"	41.7	28.5	33.69	23	69.6	35	1/2"
1 1/2" x 1 1/2"	59.8	28.5	48.38	30.5	85.5	42	1/2"
2" x 1/2"	74.5	28.5	60.5	36.5	102	51	1/2"
2" x 3/4"	74.5	34	60.33	36.5	107.38	52.36	3/4"



ITEM NO:BS009

FEMALE ADAPTOR

Size Nom	D	D1	d	L	H	Rc
1/2"	28.5	28.5	21.34	17	35.5	1/2"
3/4"	34.5	34.5	26.67	20	41	3/4"
1"	41.7	41.7	33.4	23	45.6	1"
1 1/4"	51.4	51.4	42.16	27.5	53.7	1 1/4"
1 1/2"	59.8	59.4	48.26	30.5	62	1 1/2"
2"	74	76	60.33	36.5	76	2"
3"	103.5	105	88.9	51	100	3"
4"	134.5	136	114.3	63.5	120	4"
6"	196.7	196.7	168.3	91	149	6"



ITEM NO:BS010

MALE ADAPTOR

Size Nom	D	d	d1	L	H	Rc
1/2"	28.5	21.34	12.2	17	41.5	3/4"
3/4"	34.5	26.67	16	20	46.5	1"
1"	41.7	33.4	23	23	55	1 1/4"
1 1/4"	51.4	42.16	33	27.5	58.5	1 1/2"
1 1/2"	59.8	48.26	37	30.5	63	2"
2"	74	60.33	47	36.5	75	3"
3"	103.5	88.9	72	51	99	4"
4"	134.5	114.3	94	63.5	122	6"
6"	196.7	168.3	136.6	91	157.5	



ITEM NO:BS008

REDUCING BUSH

Size Nom	D	d	L	H
3/4" x 1/2"	26.67	21.34	17	20
1" x 1/2"	33.4	21.34	17	23
1" x 3/4"	33.4	26.67	20	23
1 1/4" x 1/2"	42.16	21.34	17	27.5
1 1/4" x 3/4"	42.16	26.67	20	27.5
1 1/4" x 1"	42.16	33.4	23	27.5
1 1/2" x 1/2"	48.26	21.34	17	30.5
1 1/2" x 3/4"	48.26	26.67	20	30.5
1 1/2" x 1"	48.26	33.4	23	30.5
1 1/2" x 1 1/4"	48.26	42.16	27.5	30.5
2" x 1/2"	60.33	21.34	17	36.5
2" x 3/4"	60.33	26.67	20	36.5
2" x 1"	60.33	33.4	23.8	36.5
2" x 1 1/4"	60.33	42.16	28.2	36.5
2" x 1 1/2"	60.33	48.26	30.5	36.5
3" x 1 1/2"	88.9	48.26	30.5	51
3" x 2"	88.9	60.33	36.5	51
4" x 2"	114.3	60.33	36.5	63.5
4" x 3"	114.3	88.9	51	63.5
6" x 4"	168.3	114.3	63.5	91



ITEM NO:BS011

END PLUG

Size Nom	D	d	L	h
1/2"	28.5	21.34	17	22.58
3/4"	34.5	26.67	20	26.51
1"	41.7	33.4	23	30.56
1 1/4"	51.4	42.16	27.5	36.55
1 1/2"	59.8	48.26	30.5	41.32
2"	74	60.33	36.5	49.65
3"	105.7	88.9	51	68.64
4"	134.5	114.3	63.5	85.65
6"	196.7	168.3	91	124.04

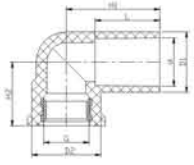


ITEM NO:BS012

REDUCING COUPLING

Size Nom	D1	D2	d1	d2	L1	L2	H
2" x 1 1/2"	73.9	59.8	60.33	48.26	36.5	30.5	81

PVC PRESSURE FITTINGS JIS STANDARD



ITEM NO:PJS001

FEMALE BRASS ELBOW

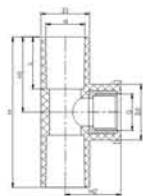
Size	Nom	D1	D2	d	L	H1	H2	G
18	(1/2")	28	32	22.4	30	43.25	29.5	1/2"
20	(3/4")	33.05	37.8	23.6	35	51	36	3/4"



ITEM NO:PJS002

FEMALE BRASS COUPLING

Size	Nom	D	d	D1	G	L	H
18	(1/2")	28	22.4	32	1/2"	30	52
20	(3/4")	33.05	26.45	37.8	3/4"	35	60



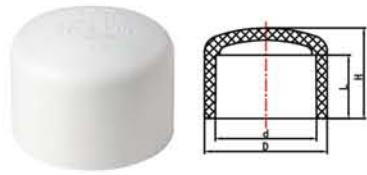
ITEM NO:PJS003

FEMALE BRASS TEE

Size	Nom	D1	D2	d	L	H1	H2	H	G
18	(1/2")	28	32	22.4	30	43.25	32	86.5	1/2"
20	(3/4")	33.05	37.8	26.45	35	50.15	37.5	100.3	3/4"



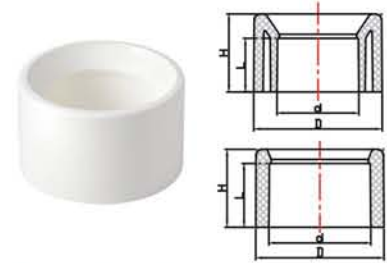
PVC RPESSURE FITTINGS(AS/NZS1477)



ITEM NO:AUS016

END PLUG

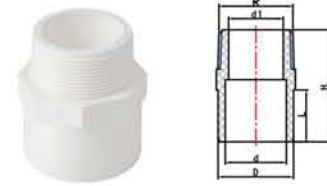
Size Nom	D	d	L	H
15	27.3	21.700	20.00	28.77
20	33.6	27.200	22.00	32.40
25	40.6	34.000	24.00	35.30
32	50.7	42.700	29.00	42.38
40	58.3	48.700	32.00	47.06
50	70.8	60.800	38.00	54.88
65	87.8	75.800	46.00	65.87
80	103.4	89.400	52.00	76.14
100	133	115.000	62.00	92.87
125	162.9	140.900	85.00	122.10
150	185	161.000	89.00	130.02



ITEM NO:AUS005

REDUCING RING

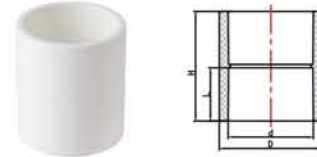
Size Nom	D	d	L	H
20x15	27.200	21.70	20.00	22
25x15	34.000	21.70	20.00	24
25x20	34.000	27.20	22.00	24
32x25	42.700	34.00	24.00	29
40x25	48.700	34.00	24.00	32
40x32	48.700	42.70	29.00	32
50x25	60.800	34.00	24.00	38
50x40	60.800	48.70	32.00	38
65x50	75.800	60.80	38.00	46
80x50	89.400	60.80	38.00	52
100x50	115.000	60.80	38.00	62
100x80	115.000	89.40	52.00	62
150x100	161.000	115.00	62.00	89



ITEM NO:AUS017

VALVE TAKE OFF ADAPTOR(SOCKET INTO PIPE)

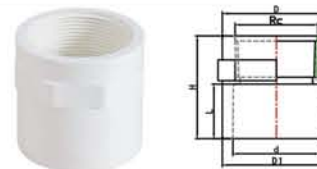
Size Nom	D	d	d1	L	H	R
15x1/2"	21.2	15.60	13.40	20	44	1/2"
20x3/4"	26.6	20.20	17.60	22	48	3/4"
25x1"	33.4	26.80	23.20	24	55.5	1"
32x1 1/4"	42.1	34.10	30.40	29	62.5	1 1/4"
40 x 1 1/2"	48.1	38.50	34.60	32	66	1 1/2"
50 x 2"	60.2	50.20	45.80	38	77	2"
65x2 1/2"	75.2	63.20	59.80	53	89	2 1/2"
80 x 3"	88.7	74.70	69.50	52	100	3"



ITEM NO:AUS003

COUPLING

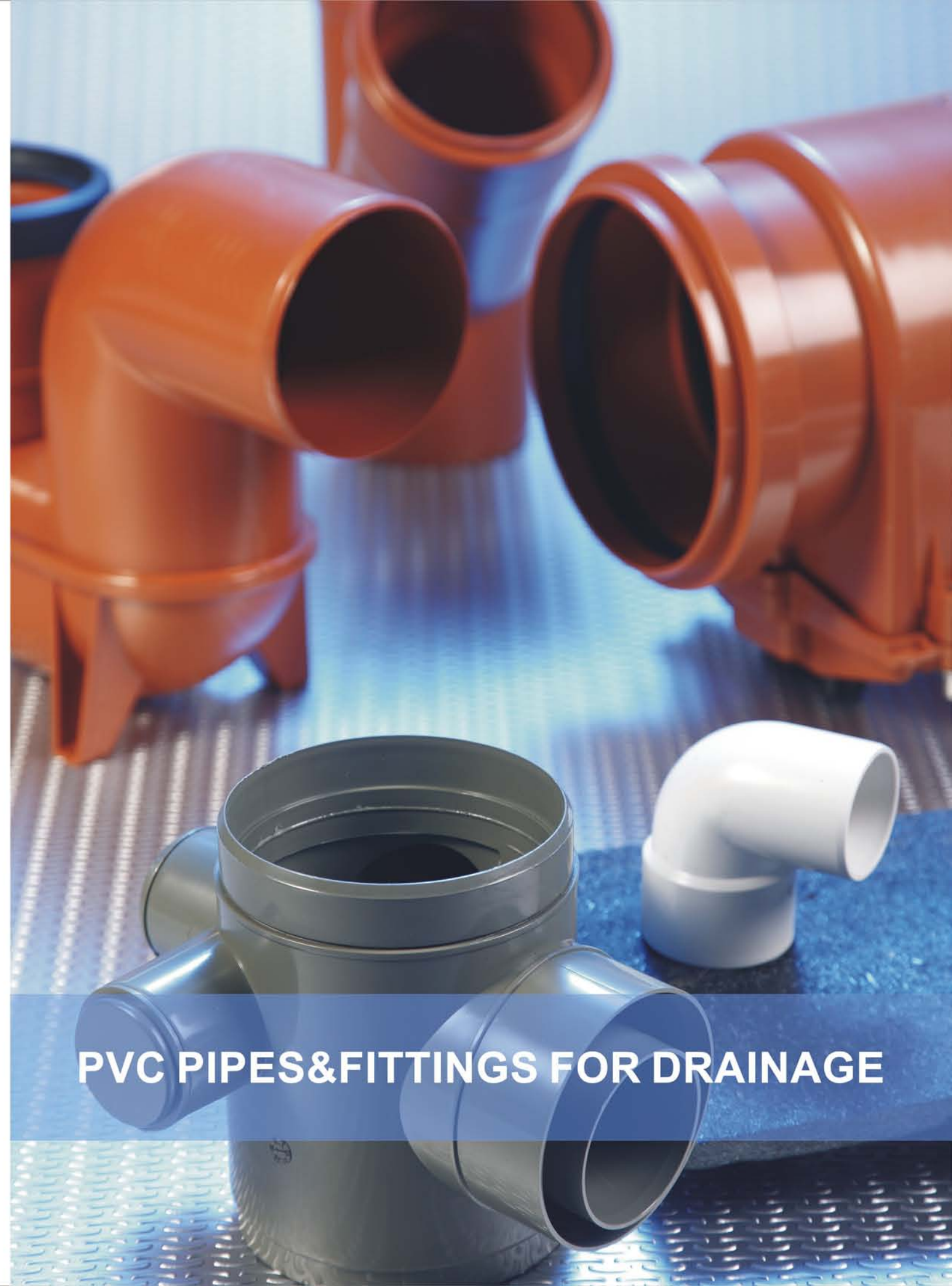
Size Nom	D	d	L	H
15	27.300	21.70	20.00	43
20	33.600	27.20	22.00	47
25	40.600	34.00	24.00	51
32	50.700	42.70	29.00	61
40	58.300	48.70	32.00	68
50	70.800	60.80	38.00	80
65	87.800	75.80	46.00	96
80	103.400	89.40	52.00	108
100	133.000	115.00	62.00	128
150	185.000	161.00	89.00	182



ITEM NO:AUS011

FAUCET SOCKET

Size Nom	D	D1	d	L	H	Rc
15x1/2"	28.3	28.300	21.70	20.00	41	1/2"
20x3/4"	34.6	34.600	27.20	22.00	45	3/4"
25x1/2"	28.3	41.600	34.00	24.00	45	1/2"
25x3/4"	34.6	41.600	34.00	24.00	47	3/4"
32x1 1/4"	51.7	51.700	42.70	29.00	56	1 1/4"
40x1 1/2"	59.3	59.300	48.70	32.00	60	1 1/2"
50x2"	71.8	71.800	60.80	38.00	69	2"
65x2 1/2"	88.8	88.800	75.80	46.00	80.5	2 1/2"
80x3"	104.4	104.400	89.40	52.00	90	3"
100x4"	134	134.000	115.00	62.00	106	4"



PVC PIPES & FITTINGS FOR DRAINAGE

PVC DWV FITTINGS AS/NZS1260



ITEM NO: AUD013

CERAMIC ADAPTOR

Nom Size	D1	d1	L1	L2	H	D2	d2
100	116.7	110.9	50.5	67	123	172.5	158.5



ITEM NO: AUD07

VENT COWL

Nom Size	D	d	d1	L	H
50	62	56.3	32.05	25.2	65



ITEM NO: AUDD01

FINISHING COLLAR AND GRATE

Nom Size	D1	d1	L1	L2	H	D2	d2
100	116.7	110.9	50.5	17	70	149.6	143.2



ITEM NO: AUDI03

INSPECTION TEST OPENING WITH ONE SOCKET THREAD F/F

Nom Size	D	d	Tr	L1	L2	L3	D1
100	116.7	110.9	125	50.5	110	220	119



ITEM NO: AUD023

IRON CONNECTOR FEMALE M

Nom Size	D	D1	Rc	d	H	L
50	65	56	2"	51	59	31



ITEM NO: AUDT09

88 JUNCTION M/F

Nom Size	D	d	L1	L2	L3	L4	d1	D1
100	116.7	110.9	50.5	102.8	154.5	250.3	103.8	110



ITEM NO: AUD030

IRON CONNECTOR FEMALE

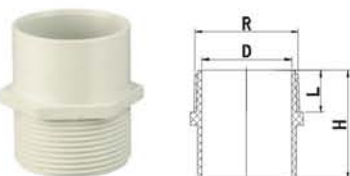
Nom Size	D	D1	Rc	d	H	L
40	53	47.8	1½	43.4	50	27.5
50	65	61.1	2	56.3	59	30.5



ITEM NO: AUDR03

SOCKET REDUCING M/F

Nom Size	D1	D2	d	L	H
100X40	110	103.8	43.4	27.5	53.5
100X50	110	103.8	56.3	30.5	53.5



ITEM NO: AUD024

IRON CONNECTOR MALE

Nom Size	D	L	H	R
40	38.2	22.5	55	1½
50	51	24	62	2



ITEM NO: UDD002

HIGH-DEEP FLOOR DRAIN DIN

Nom Size	D	d	L	H	D1
50	99.2	50	25	104.5	119
75	124	75	40	104.5	114.2



ITEM NO:UDD008

JNL FLOOR DRAIN DIN

Nom Size	D	d	L	L1	L2
50	58.3	50	82.2	67.6	27.4



ITEM NO: UDD005

SQUARE FLOOR DRAIN DIN

Nom Size	D	d	L	H	D1
50	54.4	50	25	75	105
110	117	110	48	104.4	182.4



ITEM NO:UDD020

ROOF DRAIN

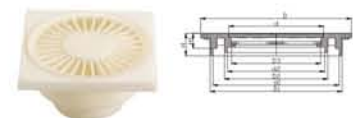
Nom Size	d1	D1	D2	L1	L2	H1	H2
75×63	63.0	75	164.9	60	45	111.6	181.7



ITEM NO:UDD021

ROOF DRAIN

Nom Size	d1	d2	D1	D2	L1	L2	H1	H2
110	63	110.0	122.1	164.9	45	60	179.2	111.6



ITEM NO:UDD045

SQUARE FLOOR DRAIN II

Nom Size	D	d	D1	L	H
50	54.1	50.4	98	16.7	49.9



ITEM NO: UDD046

JR FLOOR DRAIN

Nom Size	D	d	D1	d1	L	L1	L2	L3	H	H1	H2
125x110x50	110	102.5	57.5	50	53.55	25	119.75	90.75	120	64.5	67



ITEM NO:UDD047

CATCH BASIN

Nom Size	H	d1	d2	d3	d4
200x200	199	110	90	75	
300x300	295	159.9	109.9	74.9	
400x400	387	200.9	160.8	110.6	75.5



ITEM NO:UD037

ROOF DRAIN

Nom Size	D	d	L	H	d1
110	116.7	112	60.2	87.7	103.5



ITEM NO:UDD015

MALE FLOOR DRAIN DIN

Nom Size	d1	d2	D1	D2	D3	A	H	H1	H2
40	94	34.6	40	40.3	92.2	99	93	61	7.5
50×40	134	40.4	50	50.3	118.3	146	100.5	60	8
75×63	179.3	63.2	75	75.3	164	198.5	109.2	64.5	8
110	179.3	98	110	110.3	164	198.5	107.2	64.5	8



ITEM NO:UDD023

APPLE GRATING (PP MATERIAL) BS

Nom Size	d1	d2	D1	D2	A	L	L1	L2	L3
2"	100.4	52.8	55.9	56.3	147	70.5	22.4	18	7



ITEM NO:UDD011

FLOOR DRAIN(SNOW FLAKE) DIN

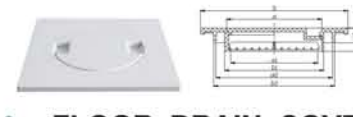
Nom Size	d1	D1	H1	H2	L
50	45.3	50	80.3	66	115.9



ITEM NO:UDD010

FLOOR DRAIN COVER BS

Nom Size	d1	D1	D2	D3	H1	H2
15×15 (mm)	101.96	110	99.5	147	29.4	31.8



ITEM NO:UDD010-1

FLOOR DRAIN COVER BS

Nom Size	D	d	D1	d1	D2	d2	H1	H
15×15 (mm)	149	96	100	88	122.7	117.2	15	23



ITEM NO:UDD010-2

FLOOR DRAIN COVER BS

Nom Size	D	d	D1	d1	D2	d2	H1	H
15×15 (mm)	150	97	94	86	122.7	117.2	15	22



ITEM NO:UDD048

FLOOR DRAIN COVER BS

Nom Size	D	d	D1	d1	D2	d2	D3	H	H1
20x20 (mm)	200.5	126.5	175.5	168	137.5	129.5	118.5	30	20



ITEM NO:UDD009

FLOOR DRAIN BS

Nom Size	D1	d1	D2	d2	D3	d3	D4	d4	L1	L2	L3	L4
4"×3"×2"×1½"	1168	110	89	82.6	60.6	55.9	51.5	42.9	1502	69.44	74.61	83.12



ITEM NO:UDD022

FLOOR DRAIN COVER WITH STAINLESS COVER BS

Nom Size	d1	D1	D2	D3	L1	L2
4"	102.5	110	130	145.6	62	48



ITEM NO:UDD012

FLOOR DRAIN

Nom Size	d1	D1	d2	D2	d3	D3	L1	A1	H
110X75X50 X50X50	110.7	117.5	75	82.4	50	57.7	51	57.5	157



ITEM NO:UDD007

FLOOR DRAIN

Nom Size	d	D	d1	D1	L	L1	L2	L3	H	H1	H2
160X110X50	102.2	110	50	58.2	65.1	37.5	147.5	121.5	90.9	105.9	160.8



ITEM NO:UDD040

FLOOR TRAP WITH COVER

Nom Size	D	d	D1	d1	D2	d2	D3	d3	L	L2	L3	h	H
100X75X50X40	105.6	101.6	79	75	54	50	46	40	42	40	20.5	50	150



ITEM NO:UDD041

GULLY TRAP LOWER TYPE DIN STANDARD

Nom Size	D	d	D1	d1	L1	h	H
100X50X40	105.6	101.6	46	40	39	50	150



ITEM NO:UD0031

SYPHON + ELBOW 45° TYPE III

Nom Size	D	D1	d1	D2	d2	L1	H1	H
110	126	117	110	110	103	54	97	152

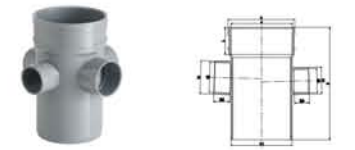
Nom Size	D	D1	d1	D2	d2	L1	H1	H2
110	126	117	110	110	103	54	92.8	91.4



ITEM NO:UD028

SYPHON

Nom Size	D	d	d1	d2	L	H
110	120	110	110	103.4	49.5	200



ITEM NO: UD034

RAISER

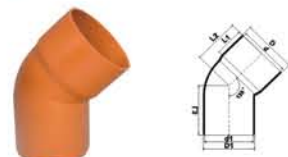
Nom Size	d	d1	d2	D	D1	D2	D3	L	L1	L2	H
4x2x1 ¹ / ₂ "	110.5	56.1	43.3	120	62	50	110	50.5	28.9	27	210



ITEM NO:UD029

SYPHON TYPE II

Nom Size	D	d	d1	d2	L	H
150x110	156	150	110	103.4	49	231



ITEM NO:UDR003

45°ELBOW M/F

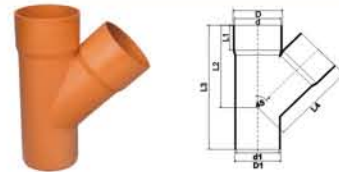
Nom Size	D	d	D1	d1	L1	L2	L3
110	118	110	110	103	62	99.3	109.8



ITEM NO:UDR005

WING P-TRAP

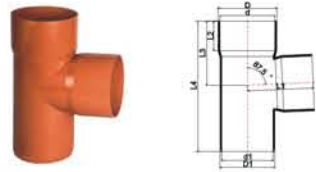
Nom Size	D	d	D1	d1	L1	L2	L3	L4	A1	A2
110	118	110	110	103	45.7	150.4	170.9	306.27	40.65	130.71



ITEM NO:UDR001

SKEW TEE M/F

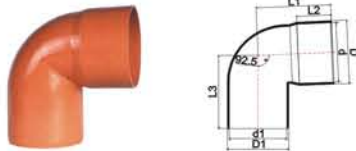
Nom Size	D	d	D1	d1	L1	L2	L3	L4
110	118	110	110	103	204.72	62	308.5	204.63



ITEM NO:UDR006

TEE M/F

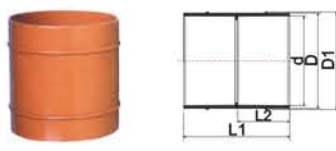
Nom Size	D	d	D1	d1	L1	L2	L3	L4
110	118	110	110	103	132.35	62	134.03	272.5



ITEM NO:UDR008

90° ELBOW M/F

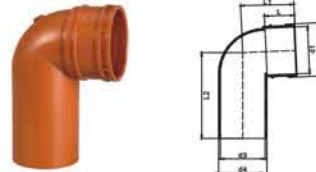
Nom Size	D	d	D1	d1	L1	L2	L3
110	118	110	110	103	133.75	62	135.82



ITEM NO:UDR011

COUPLING II

Nom Size	D	D1	d	L1	L2
110	117.6	120.6	110	127	62



ITEM NO:UD026

LONG BEND 90 ELBOW


Nom Size	d1	d2	d3	d4	L1	L2	L
3"	82.9	94	76	82.4	90.7	151.6	51
4"	110	121	102.8	110.2	108.6	197	48.5



ITEM NO: UDD025

FLOOR TRAP

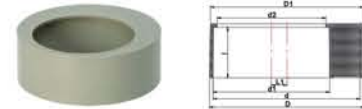
Nom Size	D	d	D1	d1	L1	L2	L3	L4	L5	L
6"x4"	110	103	188.8	181.8	23	38.2	131.9	149.4	152.7	290.6



ITEM NO: UD022

FEMALE ELBOW

Nom Size	D	d	D1	D2	Th	I	L1	L2	L3	L4
1 1/2"	48	43.3	57.5	53.5	RP11/2	25	26.5	54.75	19	34



ITEM NO: UD024

REDUCING RING FOR DRAINAGE

Nom Size	D	d	d1	D1	d2	I	L1	L
4"x3"	110.4	104.8	82.6	109.9	77.3	44	11.2	48



ITEM NO: UD023

FEMALE SOCKET

Nom Size	D	d	D1	Th	I	L1	L
1 1/2"	48	43.3	53.3	RP11/2"	29	23.5	54



ITEM NO: UD035

REDUCING BUSH FOR PRESSURE AND WASTE

Nom Size	d	D	D1	D2	L	L1	H
1/2"x3/4"x1 1/2"	19	21.5	26.9	43.1	16.5	31	33.6



ITEM NO: UD036

REDUCING BUSH FOR DRAINAGE

Nom Size	d	d1	d2	D	D1	D2	D3	L	L1	L2	H
1 1/2"x1"	110.5	56.1	43.3	120	62	50	110	50.5	28.9	27	210



ITEM NO: UD025

PAN ADAPTOR WITH RUBBER

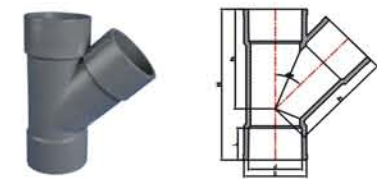
Nom Size	D	d	d1	D1	d2	d3	L1	L
4"	144.86	140.99	122.5	129	114.5	94	99.5	121



ITEM NO:EDT004

REDUCING TEE WITH INSPECTION PORT

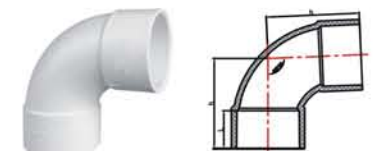
Nom Size	D	d	L	h
60	68.5	60	35.5	89.3



ITEM NO:EDT003

SKEW TEE

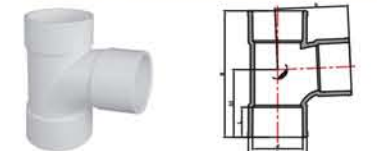
Nom Size	D	d	L	h	H
48	56.6	48	30	93.5	141.5
60	68.5	60	35.5	113	165



ITEM NO:EDE001

90°DEGREE ELBOW

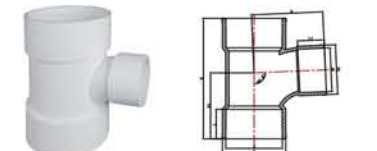
Nom Size	D	d	L	h
48	56.6	48	30	71.8
60	68.5	60	35.5	89.3
110	120.6	110	48	141.7



ITEM NO:EDT001

STRAIGHT TEE

Nom Size	D	d	L	H	h1	h
48	56.6	48	30	126.8	67.7	70.4
60	68.5	60	35.5	153.1	82	89

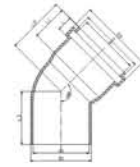


ITEM NO:EDT002

REDUCING TEE

Nom Size	D	d	L	D1	d1	L1	H	h1	h
75x60	84.4	75	40.7	68.5	60	35.5	166.7	91.2	95.2
110x60	120.6	110	48	70.3	60	35.5	185	96	112

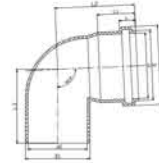
PVC DRAINAGE FITTINGS WITH GASKET (EN1401,EN1329)



ITEM NO:UDRN001

45° ELBOW M/F

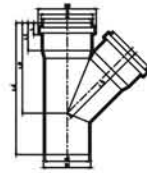
Nom Size	d	d1	D	D1	D2	L	L1	L2	L3
50mm	50.5	44	56.5	50	66	18.4	36.5	58.61	53.35
75mm	76	69	82	75	92	18.9	44	72.16	65.53
110mm	111	103	118	110	128.2	24	66	109.78	109.78
160mm	161	152.8	168.2	160	180.8	26.48	66	113.94	116.14



ITEM NO:UDRN002

90° ELBOW M/F

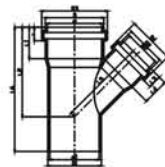
Nom Size	d	d1	D	D1	D2	L	L1	L2	L3
50mm	50.5	44	56.5	50	66	18.4	36.5	72.19	66.93
75mm	76	69	82	75	92	18.9	44	92.53	85.9
110mm	111	103	118	110	128.2	24	71.78	144.4	136.56
160mm	161	152.8	168.2	160	180.8	26.48	66	157.22	159.59



ITEM NO:UDRN003

SKEW TEE M/F

Nom Size	d	d1	D	D1	D2	L	L1	L2	L3	L4
50mmX50mm	50.5	44	56.5	50	66	18.4	36.5	105.12	105.12	159
75mmX75mm	76	69	82	75	92	18.9	44	143.4	143.4	209
110mmX110mm	111	103	118	110	128.2	24	72.5	215.44	215.44	318.5
160mmX160mm	161	152.8	168.2	160	180.8	26.48	66	269.54	269.54	386

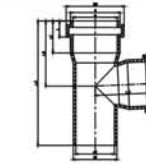


ITEM NO:UDRN004

REDUCING SKEW TEE M/F

Nom Size	d	d1	d2	D	D1	D2	D3	D4	L	L1	L2	L3	L4	L5	L6
75mmX50mm	76	69	50.5	82	75	56.5	92	66	18.9	44	125.37	18.4	43	123.15	174
110mmX50mm	111	103.6	50.5	117.4	110	56.5	127.6	66	21.09	51	150.1	18.4	43	148.19	194
110mmX75mm	111	103.6	76	117.4	110	82	127.6	92	21.09	51	168.17	18.9	44	168.44	230
160mmX110mm	161	152.8	111	168.2	160	117.4	180.8	127.6	26.48	66	233.62	21.09	51	229.09	315

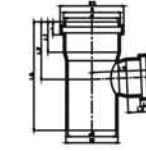
PVC DRAINAGE FITTINGS WITH GASKET (EN1401,EN1329)



ITEM NO:UDRN005

TEE M/F

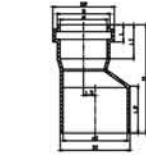
Nom Size	d	d1	D	D1	D2	L	L1	L2	L3	L4
50mmX50mm	50.5	46	54.5	50	64	17.5	45.7	79	87.8	159
75mmX75mm	76	69	82	75	92	18.9	44	95.8	95.8	182
110mmX110mm	111	103	118	110	128.2	24	72.5	148.96	142.26	283
160mmX160mm	161	152.8	168.2	160	180.8	26.48	66	164.37	164.37	324



ITEM NO:UDRN006

REDUCING TEE M/F

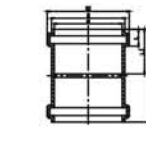
Nom Size	d	d1	d2	D	D1	D2	D3	D4	L	L1	L2	L3	L4	L5	L6
75mmX50mm	76	69	50.5	82	75	56.5	92	66	18.9	44	83.29	18.4	43	86.88	157
110mmX50mm	111	103.6	50.5	117.4	110	56.5	127.6	66	21.09	51	91.82	18.4	43	104.4	178
110mmX75mm	111	103.6	76	117.4	110	82	127.6	92	21.09	51	104.33	18.9	44	113.32	203
160mmX110mm	161	152.8	111	168.2	160	117.4	180.8	127.6	26.48	66	139.35	21.09	51	146.83	274



ITEM NO:UDRN007

REDUCING COUPLING M/F

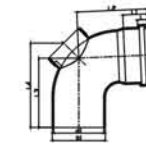
Nom Size	d	d1	D	D1	D2	L	L1	L2	L3	H
75mmX50mm	50.5	69	56.5	75	66	18.4	36.5	50	12.5	116
110mmX50mm	50.5	103.6	56.5	110	66	18.4	36.5	63	30	132
110mmX75mm	76	103.6	82	110	92	18.9	44	63	17.5	145
160mmX110mm	111	152.8	117.4	160	127.6	21.09	51	83	25	181



ITEM NO:UDRN008

COUPLING

Nom Size	d	D	D1	L	L1	L2
50mm	50.5	56.5	66	18.4	43	90
75mm	76	82	92	18.9	50	104
110mm	111	118	128.2	24	78.3	160.6
160mm	161	168.2	180.8	26.48	83	172



ITEM NO:UDRN009

INSPECTION ELBOW M/F

Nom Size	d	d1	D	D1	D2	L	L1	L2	L3	L4
110mm	111	103.6	117.4	110	127.6	21.38	51	146	143.84	175

PVC DRAINAGE FITTINGS WITH GASKET (EN1401,EN1329)



ITEM NO:UDRN010

DOOR TEE WITH RUBBER

Nom Size	D	D1	d	H	H1	H2	H3	H4
110	127.6	117.4	111	245	122	51	21.1	121.9



ITEM NO:UDR012

30° ELBOW WITH SINGLE SOCKET RUBBER

Nom Size	D2	D	d	D1	d1	L1	L2	L3	L4
110	128.2	118	111	110	103	24	72.51	107.03	92.83



ITEM NO:UDRN011

DOOR ELBOW WITH RUBBER

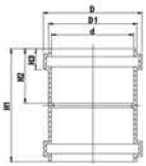
Nom Size	D	D1	d	H1	H2	H3
110	127.6	117.4	111	150	51	21.1



ITEM NO:UDR013

90° SWEEP WITH DOUBLE SOCKET RUBBER

Nom Size	D1	D	d	L1	L2	L3	L4
110	128.2	118	111	24	58	180.94	150.74



ITEM NO:UDRN012

COMPRESSION COUPLING WITH RUBBER

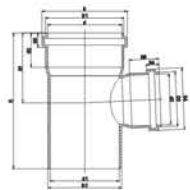
Nom Size	D	D1	d	H1	H2	H3
75	92	82	76	104	50	19



ITEM NO:UDR014

90° SWEEP WITH SINGLE SOCKET RUBBER


Nom Size	D2	D	d	D1	d1	L1	L2	L3	L4
110	128.2	118	111	110	103	24	58	194.93	213



ITEM NO:UDRN013

COMPRESSION TEE WITH RUBBER

Nom Size	D	D1	D2	D3	D4	d	d1	d2	H	H1	H2	H3	H4	H5
110	127.6	117.4	110	82	92	111	103.6	76	203	104.3	51	21.1	19	44



ITEM NO:UDR015

TEE WITH 3 SOCKET RUBBER

Nom Size	D1	D	d	L1	L2	L3	L4	L
110	128.2	118	111	24	72.51	144	169	305



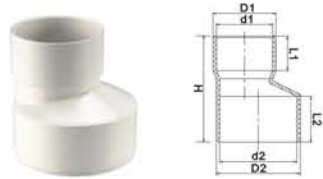
PVC PIPES & FITTINGS FOR DRAINAGE (ISO 3633)



ITEM NO:UDLS03

SINGLE SOCKET TRAP (NO PORT)

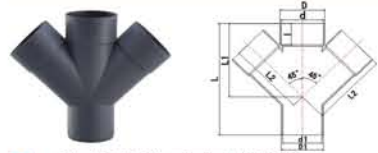
Nom Size	d	D	H	I	d1	D1
50mm	50	56.4	106	31	44	50
75mm	75	81.4	161	40	69	75
110mm	110	117.2	218	48	103.4	110



ITEM NO:UDLT08

REDUCING COUPLING M/F

Nom Size	d1	d2	D1	D2	L1	L2	H
75x50	50.3	69	56.3	75	32.2	43	99.5
110x50	50.3	103.4	56.3	110	32.2	48.5	124
110x75	75.3	103.4	81.3	110	40.5	48.5	119.5



ITEM NO:UDLT10

CROSS TEE M/F

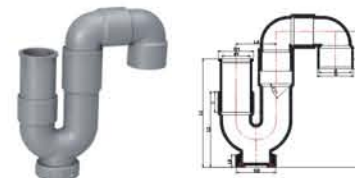
Nom Size	D	d	D1	d1	I	L1	L2	L
80	84.9	80	80	74	42.5	146	146.3	222
110	117.2	110	110	103.4	48.5	191	191	278



ITEM NO:UDLE03

45° ELBOW

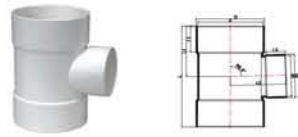
Nom Size	D	d	I	L
32	37	32	22	32
40	45	40	27	39.3
50	56.4	50	31	51.4
80	84.9	80	45	69.7
100	106.6	100	48	73



ITEM NO:UDTS01

IIS-TRAP

Nom Size	D	d	D1	d1	D2	I	L1	L2	L3	L4	L
32	37	32	38.1	26.2	49.2	22	122.2	90.7	16.5	43	160.2
40	45	40	43.6	35.3	49.2	27	141.9	99	16.5	50	177.9



ITEM NO:UDLT02

REDUCING TEE

Nom Size	D	d	D1	d1	I1	I2	L1	L2	L
160x110	168.6	160	117.2	110.6	70	48	135.9	137.3	271.9



ITEM NO:UDTC01

COUPLING

Nom Size	D	d	I	L
32	37	32	22	46.4
40	45	40	27	56.4



ITEM NO:UDLT09

END CAP M

Nom Size	d1	D1	D	H1	H2
50mm	43.4	50	63	31	36
75mm	68.4	75	88	40.5	46.3
110mm	103.4	110	124.2	48.5	54.2
160mm	152	159.9	175	70.5	77



ITEM NO:UDTC02

CLEAN OUT

Nom Size	D	d	H
40	40	34	49.5
63	63	57	62
125	125	118.4	80
200	200	191.2	111.5



GLUE FOR DRAINAGE

Weight g	
100	300 500 1000
EXECUTIVE STANDARD: QB/T 2568-2002	

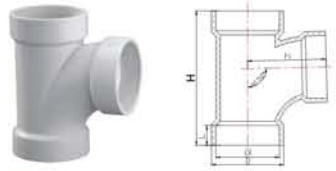


GLUE FOR DRAINAGE

Weight ML	
80Z	237ML 160Z 480ML 320Z 960ML
EXECUTIVE STANDARD: QB/T 2568-2002	

PVC DWV FITTINGS (ASTM D2665)

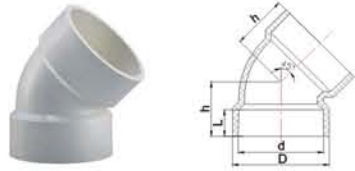
PVC DWV FITTINGS ASTM D2665



ITEM NO:UDA001

TEE

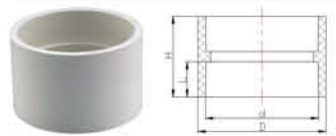
Nom Size	D	d	L	H	h
1 1/2"	56.76	48.26	17.6	109.3	63.2
2"	68.83	60.33	19.2	130	75
3"	100.73	88.9	38.2	199.8	115
4"	127.7	114.3	44.6	247	139.5



ITEM NO:UDA003

45° ELBOW

Nom Size	D	d	L	H
1 1/2"	56.76	48.26	17.6	35.3
2"	68.83	60.33	19.2	39.4
3"	100.73	88.9	38.2	66.57
4"	127.7	114.3	44.6	79.35



ITEM NO:UDA005

COUPLING

Nom Size	D	d	L	H
1 1/2"	56.76	48.26	17.6	40
2"	68.83	60.33	19.2	44
3"	100.73	88.9	38.2	82.6
4"	127.7	114.3	44.6	95.8



ITEM NO:UDA002

Y TEE

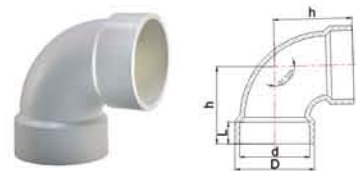
Nom Size	D	d	L	H	h
1 1/2"	56.76	48.26	17.6	138.8	90.8
2"	68.83	60.33	19.2	165.8	109.3
3"	100.73	88.9	38.2	241	165.2
4"	127.7	114.3	44.6	298.4	205.4



ITEM NO:UDA007

MALE ADAPTOR SPG x MIPT

Nom Size	D	d	d1	L	H	NPT
1 1/2"	56.76	48.26	39.99	17.7	42.3	1 1/2"
2"	68.83	60.33	52.05	19.3	46.5	2"
3"	100.73	88.9	77.38	38.3	78	3"
4"	127.7	114.3	101.2	44.7	87.4	4"



ITEM NO:UDA004

90° ELBOW

Nom Size	D	d	L	H
1 1/2"	56.76	48.26	17.6	35.3
2"	68.83	60.33	19.2	39.4
3"	100.73	88.9	38.2	66.57
4"	127.7	114.3	44.6	79.35



ITEM NO:UDA006

FEMALE ADAPTOR SLIP x FIPT


Nom Size	D	d	L	H	NPT
1 1/2"	56.76	48.26	17.6	42.3	1 1/2"
2"	68.83	60.33	19.2	45.2	2"
3"	100.73	88.9	38.2	76.4	3"
4"	127.7	114.3	44.6	85.2	4"



ITEM NO:UDA009

FEMALE ADAPTOR SPG x FIPT

Nom Size	D	d	d1	L	H	NPT
1 1/2"	56.76	48.26	39.99	17.7	41.5	1 1/2"
2"	68.83	60.33	52.05	19.3	45.5	2"
3"	100.73	88.9	77.38	38.3	73.5	3"
4"	127.7	114.3	101.2	44.7	82.8	4"
6"	247.2	168	156	75	120	6"

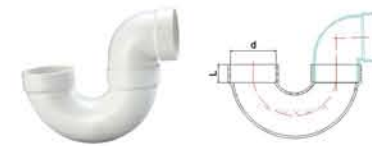


ITEM NO:UDA008

MALE ADAPTOR SLIP x MIPT

Nom Size	D	d	d1	L	H	NPT
1 1/2"	56.76	48.26	39.99	17.6	40.5	1 1/2"
2"	68.83	60.33	51	19.2	46	2"
3"	100.73	88.9	77.38	38.2	80	3"
4"	127.7	114.3	101.2	44.6	87.8	4"

PVC DWV FITTINGS ASTM D2665



ITEM NO:DSCH003

S-TRAP

Nom Size	d	L
2"	2"	24



ITEM NO:UDA010

RAIN WATER OUTLET ASTM D2665

Nom Size	D	d	H1	H	I
4"x3"	122.8	114.8	92.6	199	44.6



ITEM NO:UDA011

REDUCING BUSH

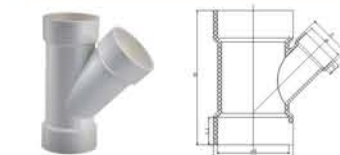
Nom Size	D1	d1	D	d	D2	I	H
4"x2"	114.1	104.1	60.71	122.8	44.6	51.1	
4"x3"	114.1	107.5	95.4	89.4	122.8	38.2	51



ITEM NO:UDA012

REDUCING TEE

Nom Size	D1	d1	D	d	L1	L2	H
4"x2"	127.7	114.8	68.83	60.71	44.6	19.2	196



ITEM NO:UDA013

REDUCING Y TEE

Nom Size	D1	d1	D	d	L1	L2	H
4"x2"	127.7	114.8	68.83	60.71	44.6	19.2	218



ITEM NO:UDA014

END CAP

Nom Size	D	d	L	H
4"	127.7	114.8	47.6	54.05



ITEM NO:UDA015

VENT CAP

Nom Size	D	d	L	H	d1
2"	67.8	60.71	19.2	72	29
3"	96.4	89.41	38.2	93.9	45
4"	120.8	114.8	32.5	102	84



ITEM NO:UDA016

NON-RETURN VALVE

Nom Size	D	H	L	L1	D1
6"	168.8	349	75.17	184.5	253.2



ITEM NO:UDA017

90° ELBOW M/F

Nom Size	D	d	D1	d1	L1	L2	H
4"	114.5	104.5	125	114.83	51	108.5	110.5



ITEM NO:DSCH002

90° ELBOW

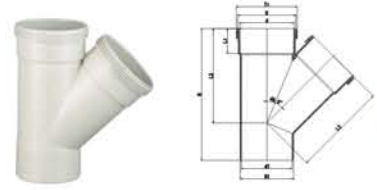
Nom Size	d1	d2	L1	L2	L3
2"	60.7	67.7	63.3	63.3	19.5
3"	89.4	96.4	118.6	118.6	40.3
4"	114.8	122	143	143	45



ITEM NO:DSCH001

TEE

Nom Size	d1	d2	L	H
3"	89.4	96.4	40.3	204



ITEM NO: AUDT02

45° JUNCTION M/F

Nom Size	D	d	D1	d1	Tr	L1	L2	H
100	119	110.9	110	103.8	125	50.5	193	270



ITEM NO: AUDT03

45° JUNCTION F/F

Nom Size	D	d	D1	Tr	L1	L2	H
100	119	110.9	116.7	125	50.5	188	268



ITEM NO: AUDT04

45° SIDE ACCESS JUNCTION LEFT F/F

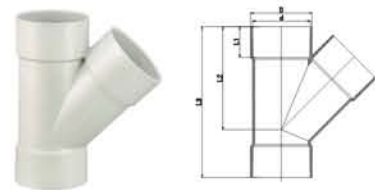
Nom Size	D	d	D1	Tr	L1	L2	L3	L4	H
100	119	110.9	116.7	125	50.5	156	190	156	287.5



ITEM NO: AUDT05

45° SIDE ACCESS JUNCTION RIGHT F/F

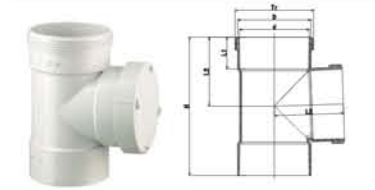
Nom Size	D	d	D1	Tr	L1	L2	L3	L4	H
100	119	110.9	116.7	125	50.5	134	188	134	268



ITEM NO: AUDT06

45° JUNCTION F/F

Nom Size	D	d	L1	L2	L3
40	47.8	43.4	44.5	81.6	126
50	61.1	56.3	30.5	101.5	146
65	74.6	69.4	38.5	124.2	180
80	88.8	83.2	44.5	149	217.5



ITEM NO: AUDI01

INSPECTION TEST OPENING F/F

Nom Size	D	d	Tr	L1	L2	H
100	116.7	110.9	125	50.5	110	220



ITEM NO: AUDI02

INSPECTION TEST OPENING M/F

Nom Size	D	d	Tr	L1	L2	L3	D1	d1
100	119	110.9	125	50.5	110	225	110	103.8



ITEM NO: AUDT08

88° PLAIN JUNCTION F/F

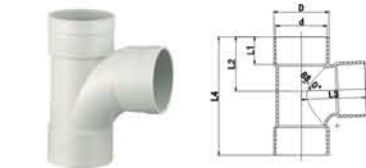
Nom Size	D	d	Tr	L1	L2	L3	L4	D1
100	119	110.9	125	50.5	106	130	239	116.7



ITEM NO: AUDT07

88° SIDE ACCESS JUNCTION F/F

Nom Size	D	d	Tr	L1	L2	L	H
100	116.7	110.9	125	102.8	154.5	50.5	250.3



ITEM NO: AUDT01

88° JUNCTION F/F

Nom Size	D	d	L1	L2	L3	L4
40	47.8	43.4	27.5	50	60	110
50	61.1	56.3	30.5	60	71	131
65	74.6	69.4	38.5	73	99	172
80	88.8	83.2	44.5	84.5	116.5	201
100	116.7	110.9	50.5	102.8	154.5	250.3



ITEM NO: AUDE04

88° BEND SIDE ACCESS F/F

Nom Size	D	d	L	I	L1
100	116.7	110.9	130	50.5	108.52



ITEM NO: AUDE02

88° BEND SIDE ACCESS F/F

Nom Size	D	d	d1	L	M
40	47.8	43.4	25	27.5	33
50	61.1	56.3	37	30.5	45
65	74.6	69.4	36.6	38.5	45
100	116.7	110.9	112	50.5	125



ITEM NO: AUDE01

88° BEND F/F

Nom Size	D	d	L	I
40	47.8	43.4	60	27.5
50	61.6	56.3	71	30.5
65	74.6	69.4	99	38.5
100	116.7	110.9	130	50.5



ITEM NO: AUDE010

88° BEND M/F

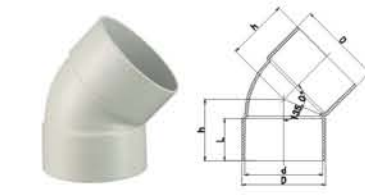
Nom Size	D	d	L1	L2	L3	D1	d1
40	47.8	43.4	27.5	52	52	43	38.2
50	61.1	56.3	30.5	62	64	56	51
100	116.7	110.9	50.5	130	132	110	103.8



ITEM NO: AUDE05

45° BEND SIDE ACCESS F/F

Nom Size	D	d	L	I	L1
100	116.7	110.9	110	50.5	108.26



ITEM NO: AUDE03

45° BEND F/F

Nom Size	D	d	L	h
40	47.8	43.4	27.5	39
50	61.1	56.3	30.5	45
65	74.6	69.4	38.5	56
80	88.8	83.2	44.5	65
100	116.7	110.9	50.5	77

PVC DWV FITTINGS AS/NZS1260



ITEM NO: AUD013

CERAMIC ADAPTOR

Nom Size	D1	d1	L1	L2	H	D2	d2
100	116.7	110.9	50.5	67	123	172.5	158.5



ITEM NO: AUD07

VENT COWL

Nom Size	D	d	d1	L	H
50	62	56.3	32.05	25.2	65



ITEM NO: AUDD01

FINISHING COLLAR AND GRATE

Nom Size	D1	d1	L1	L2	H	D2	d2
100	116.7	110.9	50.5	17	70	149.6	143.2



ITEM NO: AUDI03

INSPECTION TEST OPENING WITH ONE SOCKET THREAD F/F

Nom Size	D	d	Tr	L1	L2	L3	D1
100	116.7	110.9	125	50.5	110	220	119



ITEM NO: AUD023

IRON CONNECTOR FEMALE M

Nom Size	D	D1	Rc	d	H	L
50	65	56	2"	51	59	31



ITEM NO: AUDT09

88 JUNCTION M/F

Nom Size	D	d	L1	L2	L3	L4	d1	D1
100	116.7	110.9	50.5	102.8	154.5	250.3	103.8	110



ITEM NO: AUD030

IRON CONNECTOR FEMALE

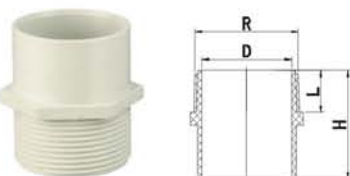
Nom Size	D	D1	Rc	d	H	L
40	53	47.8	1½	43.4	50	27.5
50	65	61.1	2	56.3	59	30.5



ITEM NO: AUDR03

SOCKET REDUCING M/F

Nom Size	D1	D2	d	L	H
100X40	110	103.8	43.4	27.5	53.5
100X50	110	103.8	56.3	30.5	53.5



ITEM NO: AUD024

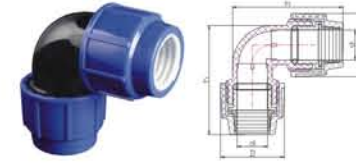
IRON CONNECTOR MALE

Nom Size	D	L	H	R
40	38.2	22.5	55	1½
50	51	24	62	2



- PP COMPRESSION FITTINGS
- PP CLAMP SADDLES
- PP VALVES & FITTINGS FOR IRRIGATION

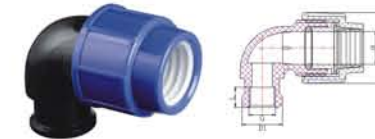
PP COMPRESSION FITTINGS VALVES & FILTERS (EN ISO15874AS/NZS4129)



ITEM NO:PT001

90° ELBOW

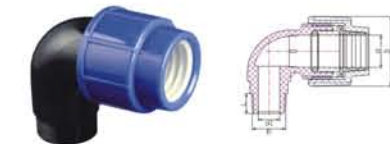
Nom Size	D	d	H
20	44	21	76
25	56	26	96
32	65	33	116
40	80	41	145
50	92	51	163
63	114	64	195
75	128	76	227
90	152	91	264
110	182	111	307



ITEM NO:PT002

FEMALE THREAD ELBOW

Nom Size	D	d	D1	G	L
20X 1/2"	44	21	31.6	1/2"	16
20X 3/4"	44	21	38.6	3/4"	19
25X 1/2"	56	26	31.6	1/2"	16
25X 3/4"	56	26	38.6	3/4"	19
32X 1/2"	65	33	31.6	1/2"	16
32X 3/4"	65	33	38.6	3/4"	19
32X1"	65	33	47.4	1"	22
40X 3/4"	80	41	38.6	3/4"	19
40X1"	80	41	47.4	1"	22
40X1 1/4"	80	41	62.0	1 1/4"	24
40X1 1/2"	80	41	67.0	1 1/2"	24
50X1 1/4"	92	51	62.0	1 1/4"	24
50X1 1/2"	92	51	67.0	1 1/2"	24
50X2"	92	51	81.2	2"	28
63X1 1/4"	114	64	62.0	1 1/4"	24
63X1 1/2"	114	64	67.0	1 1/2"	24
63X2"	114	64	81.2	2"	28
75X2"	128	76	81.2	2"	28
75X2 1/2"	128	76	105.0	2 1/2"	33
90X3"	152	91	126.0	3"	35
90X4"	152	91	157.0	4"	40
110X4"	182	111	157.0	4"	40



ITEM NO:PT003

MALE THREAD ELBOW

Nom Size	D	d	d1	R	L
20X 1/2"	44	21	12	1/2"	14
20X 3/4"	44	21	17	3/4"	16
25X 1/2"	56	26	12	1/2"	14
25X 3/4"	56	26	17	3/4"	16
32X 1/2"	65	33	12	1/2"	14
32X 3/4"	65	33	17	3/4"	16
32X1"	65	33	22	1"	19
40X1 1/4"	80	41	30	1 1/4"	21
40X1 1/2"	80	41	34	1 1/2"	21
50X1 1/4"	92	51	30	1 1/4"	21
50X1 1/2"	92	51	34	1 1/2"	21
50X2"	92	51	44	2"	26
63X1 1/4"	114	64	30	1 1/4"	21
63X1 1/2"	114	64	33	1 1/2"	21
63X2"	114	64	46	2"	26
75X2 1/2"	128	76	59	2 1/2"	30
90X3"	152	91	70	3"	33
90X4"	152	91	91	4"	38
110X4"	182	111	89	4"	38



ITEM NO:PT004

FEMALE THREAD ELBOW WITH BRACKET

Nom Size	D	d1	L	D2	d2	H
25X 3/4"	37	3/4"	19	56	26	65



ITEM NO:PT005

TEE

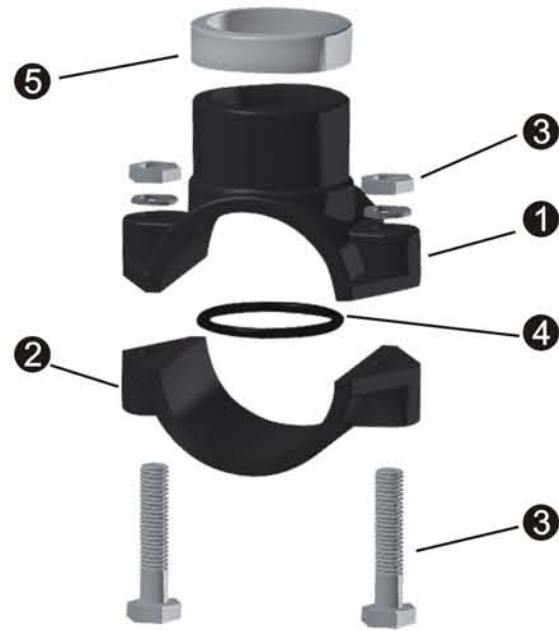
Nom Size	D	d	L
20	44	21	125
25	56	26	158
32	65	33	189
40	80	41	239
50	92	51	262
63	114	64	303
75	128	76	365
90	152	91	420
110	182	111	482

Saddle clamps

FEATURES

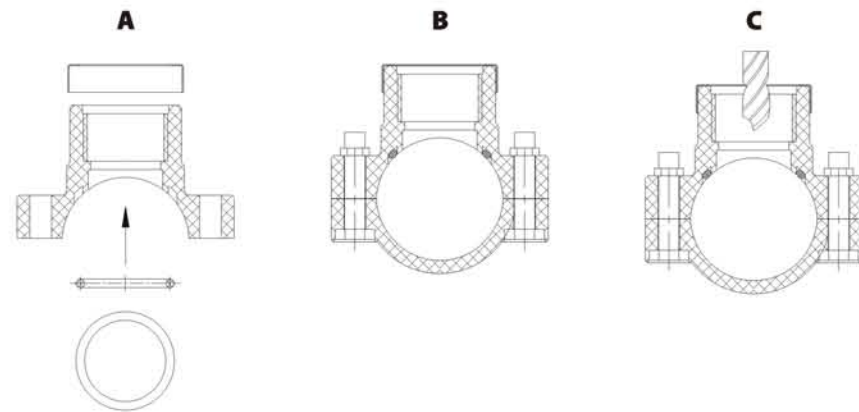
Material: PP
 To be installed on pipes conforming to:
 -PE: EN 12201 / ISO 3607 / ISO 14236 / DIN 8072 / DIN 8074 / UNI 10910
 -PP: ISO 3609 / DIN 8077 / UNI 8318
 -PVC-U: EN 1452-2

FIG. Parts	Material
1 Upper body	PP
2 Lower body	PP
3 Bolts and nuts	Zinc plated steel
4 O-ring	NBR
5 Reinforce ring	Stainless steel

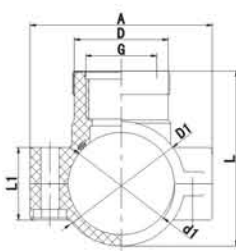


ASSEMBLY

- Clean the external surface of the pipe. Be sure that the O-Ring is in its position.
- Couple the upper portion of the saddle with the lower one on the pipe. Insert the bolts, screw in the nuts and tighten the bolts diagonally opposite each other.
- Drill a hole in the pipe wall. Do not damage the O-Ring or the pipe near the seal zone. Use the right tools.



Saddle clamps



Nom Size	D	G	D1	d1	L1	L	A	Nom Size	D	G	D1	d1	L1	L	A
25x1/2"	31	1/2"	34	25	26	50	76	75x1-1/2"	61.6	1-1/2"	89	75	45	108	117.6
25x3/4"	37	3/4"	34	25	26	52	76	75x2"	74	2"	89	75	45	112.5	117.57
32x1/2"	31	1/2"	41	32	27	51	78	90x1/2"	31.2	1/2"	105	90	44	121	117.6
32x3/4"	37	3/4"	41	32	27	53	78	90x3/4"	37	3/4"	105	90	44	123	138
32x1"	44	1"	41	32	27	56	84	90x1"	44	1"	105	90	44	126	138
40x1/2"	37	1/2"	50	40	32	66	85	90x1-1/4"	53	1-1/4"	105	90	44	129	138
40x3/4"	37	3/4"	50	40	32	68.5	85	90x1-1/2"	61.6	1-1/2"	105	90	44	129	138
40x1"	44	1"	50	40	32	71.5	85	90x2"	74	2"	105	90	44	129	138
50x1/2"	44	1/2"	60	50	34	76	85	110x1/2"	31	1/2"	126.4	110	37.2	142	158
50x3/4"	44	3/4"	60	50	34	78	85.5	110x3/4"	37	3/4"	126.4	110	37.2	142.2	158
50x1"	44	1"	60	50	34	81.4	85.5	110x1"	44	1"	126.4	110	37.0	147.2	158
50x1-1/4"	53	1-1/4"	60	50	34	85	85.5	110x1-1/2"	61.6	1-1/2"	126.4	110	37.2	148.7	158
63x1/2"	31	1/2"	74.2	63	36	90.2	96	110x1-1/4"	53	1-1/4"	126.4	110	37.2	148.7	158
63x3/4"	37	3/4"	74.2	63	36	92.2	100	110x2"	73.4	2"	126.3	110	37.2	147.2	158
63x1"	44	1"	74.2	63	36	97.0	100	110x3"	104	3"	126.4	110	37.2	158.7	158
63x1-1/4"	53	1-1/4"	74.2	63	36	98.2	100	160x1/2"	31	1/2"	181	160	51	200.5	211
63x1-1/2"	61.6	1-1/2"	74.2	63	36	98.2	100	160x1"	44	1"	181	160	51	200.5	211
75x1/2"	31	1-1/2"	89	75	45	105	100	160x2"	73.4	2"	181	160	51	200.5	211
75x3/4"	37	3/4"	89	75	45	107	117.6	160x3"	104	3"	181	160	51	212	211
75x1"	44	1"	90.2	75	45	108	117.6	200x2"	73.4	2"	222.6	200	57.6	244.9	265
75x1-1/4"	53	1-1/4"	89	75	45	110.5	117.6	200x3"	104	3"	181	200	57.6	265.2	255.3



ITEM NO:PT012

FLANGE

Nom Size	40x1 1/2"	50x1 1/2"	50x2"	63x2"	63x2 1/2"
	75x2 1/2"	75x3"	90x3"	90x4"	110x4"



ITEM NO:PT013

COMPRESSION BALL VALVE

Nom Size	20 x 20	25 x 25	32 x 32	40 x 40	50 x 50
	63 x 63	75 x 75	90 x 90	110 x 110	



ITEM NO:PI002

IRRIGATION FILTER

Nom Size	A	L1	L2	L3
	63	175	318	414
			414	312



ITEM NO:PI003

IRRIGATION VALVE

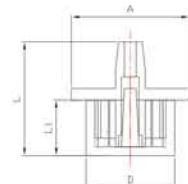
Nom Size	d	d1	A	H	L
	16	12	10	29	53
					96



ITEM NO:PTC01

TANK CONNECTOR

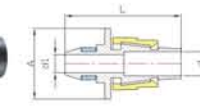
Nom Size	Rc	D	D1	L	L1	H	G
1/2"	1/2"	40	45	15	20	70	1/2"
3/4"	3/4"	44	48	17.6	25.36	76	3/4"
1"	1"	55	60	22	31.7	95	1"
1 1/4"	1 1/4"	70	75.5	27	35.6	121	1 1/4"
1 1/2"	1 1/2"	72	78	27.5	37.7	129	1 1/2"
2"	2"	86	93	31	43.7	157.5	2"
3"	3"	90	99	35	46	162	3"



ITEM NO:PI001

ADJUSTABLE DRIPPER

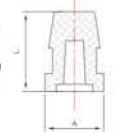
Nom Size	D1	A	L1	L
	15	20	9.5	20.5



ITEM NO:PI004

IRRIGATION FITTING

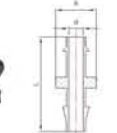
Nom Size	d	d1	A	L
	16	12	9	35
				57



ITEM NO:PI005

PP IRRIGATION CAP L

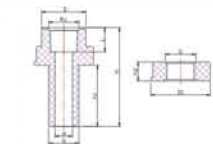
Nom Size	A	L
	8	11



ITEM NO:PI006

PP IRRIGATION CAP II

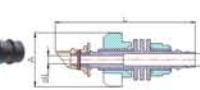
Nom Size	d	A	L
	6	8.5	20



ITEM NO: PTC02

TANK CONNECTOR M/F

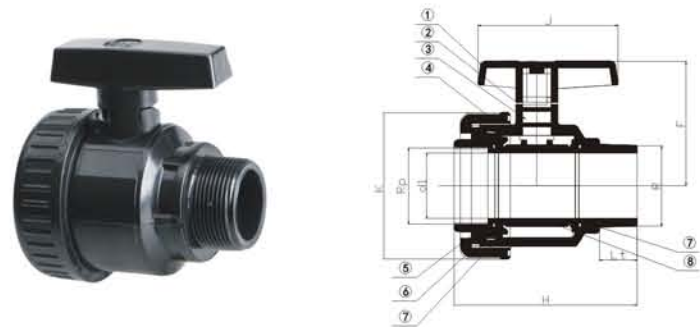
Nom Size	D	d	D1	Rc	G	L	H	h1	h2
1/2"	30.6	12	41	1/2"	1/2"	17	69	42.6	13.2
1 1/4"	56.4	27.8	70	1 1/4"	1 1/4"	25	111.5	72.5	21
3"	105.2	67	127	3"	3"	35	180	122	33



ITEM NO:PI007

IRRIGATION ROLLING FITTING

Nom Size	d	d1	A	L
	16	11	7	46
				118



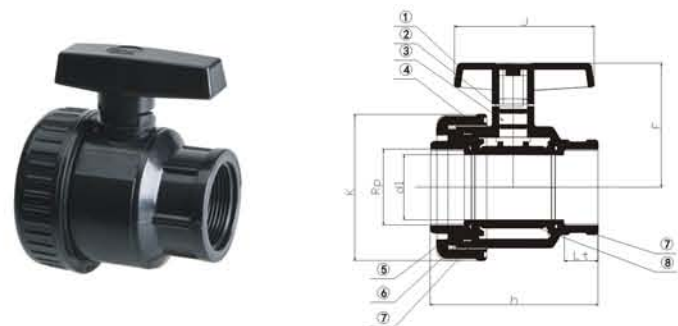
ITEM NO: UMF01

SINGLE UNION BALL VALVE M/F

NO.	PART	MATERIAL	Q'TY	NO.	PART	MATERIAL	Q'TY
1	Handle	PVC PP	1	5	End Connector	PVC PP	1
2	Stem O-Ring	EPDM	2	6	Seal Seat	TPE	2
3	Stem	PVC PP	1	7	Carrier O Ring	EPDM	1
4	Union Nut	PVC PP	1	8	Ball	PVC PP	1

Dimensions

Nom Size	DN	Lt	H	F	J	K	d1
3/4" x 3/4"	20	16	80	58	65	59	19
1" x 1"	25	17	90	67	75	67	23
1 1/4" x 1 1/4"	32	21	106	76	85	79	32
1 1/2" x 1 1/2"	40	24	126	83	94	93	39
2" x 2"	50	26	145	101	109	114	46
2 1/2" x 2 1/2"	65	28	177	127	138	144	64
3" x 3"	80	35	204	143	158	168	76
4" x 4"	100	37	250	169	180	210	97



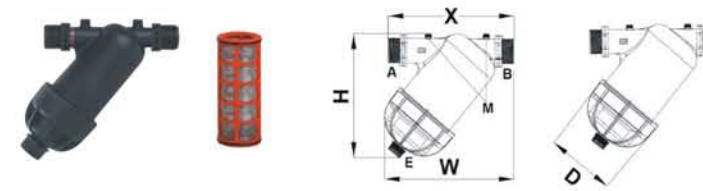
ITEM NO: UFF01

SINGLE UNION BALL VALVE F/F

NO.	PART	MATERIAL	Q'TY	NO.	PART	MATERIAL	Q'TY
1	Handle	PVC PP	1	5	End Connector	PVC PP	1
2	Stem O-Ring	EPDM	2	6	Seal Seat	TPE	2
3	Stem	PVC PP	1	7	Carrier O Ring	EPDM	1
4	Union Nut	PVC PP	1	8	Ball	PVC PP	1

Dimensions

Nom Size	DN	Lt	H	F	J	K	d1
3/4" x 3/4"	20	20	81	58	65	59	19
1" x 1"	25	22	91	67	75	67	23
1 1/4" x 1 1/4"	32	25	101	76	85	79	32
1 1/2" x 1 1/2"	40	25	109	83	94	93	39
2" x 2"	50	29	135	101	109	114	46
2 1/2" x 2 1/2"	65	36	167	127	138	144	64
3" x 3"	80	36	180	143	158	168	76
4" x 4"	100	49	228	169	180	210	97



ITEM NO: FLT6001

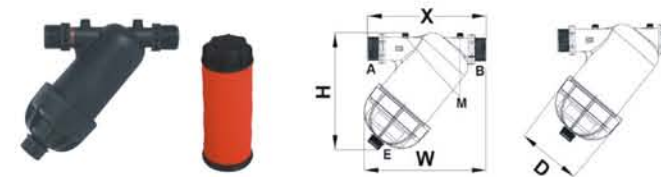
Y SCREEN FILTER

MODEL	DIMENSIONS / mm				
	A-B	H	W	X	D
3/4"	3/4" BSP	173	185	158	83
1"	1" BSP	173	190	168	83
1 1/2" SUPER	1 1/2" BSP	246	261	252	143
2"	2" BSP	255	272	263	143

MAXIMUM PRESSURE 8 BAR/116 PSI; MAXIMUM TEMPERATURE 60°C / 140 F

PERFORMANCE DATA

size	connector	max recommended flow		filter surface	
3/4"	3/4" BSP	5 M3/H	22 GPM	160 CM2	25 IN2
1"	1" BSP	6 M3/H	26 GPM	160 CM2	25 IN2
1-1/2"	1-1/2" BSP	20 M3/H	88 GPM	490 CM2	76 IN2
2"	2" BSP	25 M3/H	110 GPM	485 CM2	75 IN2



ITEM NO: FLT6003

Y DISC FILTER

MODEL	DIMENSIONS / mm				
	A-B	H	W	X	D
3/4"	3/4" BSP	173	185	158	83
1"	1" BSP	173	190	168	83
1 1/2" SUPER	1 1/2" BSP	246	261	252	143
2"	2" BSP	255	272	263	143

MAXIMUM PRESSURE 8 BAR/116 PSI; MAXIMUM TEMPERATURE 60°C / 140 F

PERFORMANCE DATA

size	connector	max recommended flow		filter surface	
3/4"	3/4" BSP	5 M3/H	22 GPM	180 CM2	28 IN2
1"	1" BSP	6 M3/H	26 GPM	180 CM2	28 IN2
1-1/2"	1-1/2" BSP	20 M3/H	88 GPM	535 CM2	83 IN2
2"	2" BSP	25 M3/H	110 GPM	525 CM2	81 IN2



ITEM NO: FLT6013

SCREEN FILTER

CONNECTOR	MODEL	CONNECTION			DIMENSIONS(mm)		
		A	B	C	N	W	X
2" NORMAL	2NR	BSP	BSP	BSP	597	309	133
	2NA	NPT	NPT	NPT			
	2NV	VIC	VIC	BSP			
	2NW	VIC	BSP	VIC			
2" SUPER	2SR	BSP	BSP	BSP	721	309	133
	2SA	NPT	NPT	NPT			
	2SV	VIC	VIC	BSP			
	2SW	VIC	BSP	VIC			
3" NORMAL	3NR	BSP	BSP	BSP	623	34	160
	3NA	NPT	NPT	NPT			
	3NV	VIC	VIC	BSP			
	3NW	VIC	BSP	VIC			
3" SUPER	3SR	BSP	BSP	BSP	747	340	160
	3SA	NPT	NPT	NPT			
	3SV	VIC	VIC	BSP			
	3SW	VIC	BSP	VIC			

PH>4 MAXIMUM PRESSURE 10 BAR / 145 PSI; MAXIMUM TEMPRETURE 60°C / 140F

PERFORMANCE DATA

size	connector	max recommended flow		filter surface	
2"	2" BSP	30 M3/H	132 GPM	815 CM2	126 IN2
2" super size	2" BSP	30 M3/H	132 GPM	1087 CM2	169 IN2
3"	3" BSP	30 M3/H	132 GPM	1087 CM2	169 IN2
3" super size	3" BSP	50 M3/H	220 GPM	1087 Cm2	169 In2



ITEM NO: FLT6014

DISC FILTER

CONNECTOR	MODEL	CONNECTION			DIMENSIONS(mm)		
		A	B	C	N	W	X
2" NORMAL	2NR	BSP	BSP	BSP	597	309	133
	2NA	NPT	NPT	NPT			
	2NV	VIC	VIC	BSP			
	2NW	VIC	BSP	VIC			
2" SUPER	2SR	BSP	BSP	BSP	721	309	133
	2SA	NPT	NPT	NPT			
	2SV	VIC	VIC	BSP			
	2SW	VIC	BSP	VIC			
3" NORMAL	3NR	BSP	BSP	BSP	623	34	160
	3NA	NPT	NPT	NPT			
	3NV	VIC	VIC	BSP			
	3NW	VIC	BSP	VIC			
3" SUPER	3SR	BSP	BSP	BSP	747	340	160
	3SA	NPT	NPT	NPT			
	3SV	VIC	VIC	BSP			
	3SW	VIC	BSP	VIC			

PH>4 MAXIMUM PRESSURE 10 BAR / 145 PSI; MAXIMUM TEMPRETURE 60°C / 140F

PERFORMANCE DATA

size	connector	max recommended flow		filter surface	
2"	2" BSP	30 M3/H	132 GPM	1198 CM2	186 IN2
2" super size	2" BSP	30 M3/H	132 GPM	1699 CM2	263 IN2
3"	3" BSP	30 M3/H	132 GPM	1699 CM2	263 IN2
3" super size	3" BSP	50 M3/H	220 GPM	1699 Cm2	263 In2



ITEM NO: THP01

PPH PIPE

Nom Size	Outer Dia	Wall Thickness
1/2"	21.3	3.4
3/4"	26.9	3.9
1"	33.7	4.9



ITEM NO: TH004

NIPPLE


Nom Size	D	Rc	L	H
1/2"	13.2	1/2"	16.5	41.5
3/4"	17	3/4"	17.2	43.9
1"	21.5	1"	19.9	49



ITEM NO: TH001

90° ELBOW

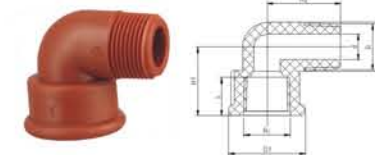
Nom Size	D	Rc	L	h
1/2"	34.5	1/2"	17	31.75
3/4"	41.5	3/4"	17.5	31.5
1"	50.5	1"	21	39.25



ITEM NO: TH006

45° ELBOW

Nom Size	D	Rc	L	h
1/2"	34.5	1/2"	17	30



ITEM NO: TH002

90° ELBOW M/F


Nom Size	D1	D2	Rc	R	L	d	H1	H2
1/2"	34.5	22	1/2"	1/2"	17	11.5	30.8	33
3/4"	41.5	27	3/4"	3/4"	17.5	16	35	38.5



ITEM NO: TH013

REDUCING TEE

Nom Size	D1	D2	Rc1	Rc2	L1	L2	H	h
1" x 1/2"	50.5	34.5	1"	1/2"	20	17	75	39
1" x 3/4"	50.5	41.5	1"	3/4"	20	17.5	75	40.5
3/4" x 1/2"	41.5	34.5	3/4"	1/2"	17	17.5	64.5	32.3



ITEM NO: TH003

UNION

Nom Size	D	D1	Rc	L	l
1/2"	28	51	1/2"	53	18
3/4"	33.6	58	3/4"	57.5	20



ITEM NO: TH008

TEE

Nom Size	D	Rc	L	H	h
1/2"	34.5	1/2"	17	59	29.5
3/4"	41.5	3/4"	17.5	64.5	33
1"	50.5	1"	20	77.5	39

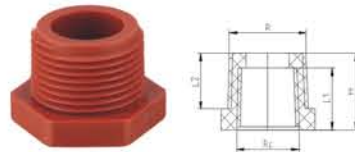
PPH THREAD FITTINGS IRAM 13478



ITEM NO: TH009

PLUG FEMALE


Nom Size	D	Rc	L	H
1/2"	28.5	1/2"	16.2	23
3/4"	36	3/4"	16.7	23.7



ITEM NO: TH010

REDUCING BUSH

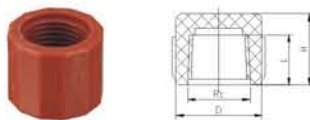
Nom Size	Rc	R	L1	L2	H
3/4" x 1/2"	3/4"	1/2"	20.8	18.6	25.6



ITEM NO: TH011

LONG NIPPLE


Nom Size	D	Rc	L	H
1/2" 10"	13	1/2"	16	100
1/2" 6"	13	1/2"	16	150
3/4"	17	3/4"	17	100



ITEM NO: TH012

FEMALE CAP

Nom Size	D	Rc	L	H
1/2"	29	1/2"	17	24
3/4"	36	3/4"	17.5	25



ITEM NO: TH005

REDUCING COUPLING

Nom Size	D1	D2	Rc1	Rc2	L1	L2	H
1/2" x 3/4"	34.5	41.5	1/2"	3/4"	16	16.5	34.7



ITEM NO: TH007

COUPLING

Nom Size	D	Rc	L	H
1/2"	34.5	1/2"	17	36.5
3/4"	41.5	3/4"	17.5	37

PP THREAD FITTINGS AS/NZS4129

ITEM NO : PEX 001



Spec	qty/ctn pc	meas mm	cbm cbm	g.w. kg	n.w. Kg	kg/pc kg
COUPLING						
1/2"	1120	415*300*345	0.042	12.20	11.20	0.012
3/4"	768	430*290*295	0.036	16.36	15.36	0.016
1"	360	440*270*295	0.035	11.80	10.80	0.026

ITEM NO : PEX 002



Spec	qty/ctn pc	meas mm	cbm cbm	g.w. kg	n.w. Kg	kg/pc kg
90° ELBOW						
1/2"	600	460*320*275	0.040	13.00	12.00	0.018
3/4"	360	445*275*330	0.040	11.80	10.80	0.029
1"	240	385*360*315	0.043	13.00	12.00	0.045

ITEM NO : PEX 003



Spec	qty/ctn pc	meas mm	cbm cbm	g.w. kg	n.w. Kg	kg/pc kg
TEE						
1/2"	400	370*330*305	0.037	11.40	10.40	0.026
3/4"	256	400*315*263	0.033	9.96	8.96	0.036
1"	216	430*370*315	0.050	14.14	13.17	0.062

ITEM NO : PEX 004



Spec	qty/ctn pc	meas mm	cbm cbm	g.w. kg	n.w. Kg	kg/pc kg
REDUCING TEE						
1/2**3/4"	320	390*310*325	0.039	11.56	10.56	0.033
1/2**1"	216	420*350*315	0.046	12.88	11.88	0.057
1**3/4"	216	420*350*315	0.046	13.31	12.31	0.057

ITEM NO : PEX 005



Spec	qty/ctn pc	meas mm	cbm cbm	g.w. kg	n.w. Kg	kg/pc kg
REDUCING COUPLING						
1/2**3/4"	576	435*295*235	0.030	9.35	8.35	0.015
1/2**1"	360	440*270*250	0.029	8.20	7.20	0.021
1**3/4"	360	440*270*250	0.029	8.20	7.20	0.022

ITEM NO : PEX 006



Spec	qty/ctn pc	meas mm	cbm cbm	g.w. kg	n.w. Kg	kg/pc kg
UNION						
1/2"	240	430*320*255	0.035	10.60	9.60	0.037
3/4"	192	480*365*250	0.043	15.40	14.40	0.053
1"	96	435*295*280	0.036	8.68	7.68	0.082

ITEM NO : PEX 007



Spec	qty/ctn pc	meas mm	cbm cbm	g.w. kg	n.w. Kg	kg/pc kg
FEMALE THREAD TEE						
1/2"	240	400*305*265	0.032	15.88	14.88	0.035
3/4"	144	435*275*236	0.028	13.00	12.00	0.048
1"	120	350*320*340	0.038	17.56	16.56	0.078

ITEM NO : PEX 008



Spec	qty/ctn pc	meas mm	cbm cbm	g.w. kg	n.w. Kg	kg/pc kg
FEMALE THREAD ELBOW						
1/2"	480	410*380*310	0.048	26.44	25.44	0.027
3/4"	240	455*270*290	0.035	18.04	17.04	0.035
1"	144	410*325*275	0.037	18.56	17.56	0.060

ITEM NO : PEX 009



Spec	qty/ctn pc	meas mm	cbm cbm	g.w. kg	n.w. Kg	kg/pc kg
REDUCER FEMALE THREAD TEE						
3/4**1/2"	192	435*320*235	0.033	15.20	14.20	0.048
1*1/2"	160	385*350*310	0.041	16.84	15.84	0.072
1*3/4"	160	385*350*310	0.041	18.44	17.44	0.073

ITEM NO : PEX 010



Spec	qty/ctn pc	meas mm	cbm cbm	g.w. kg	n.w. Kg	kg/pc kg
REDUCER FEMALE THREAD ELBOW						
3/4**1/2"	360	450*400*285	0.051	25.48	24.48	0.068
1*1/2"	144	410*350*275	0.039	15.11	14.11	0.071
1*3/4"	144	410*335*270	0.037	15.83	14.83	0.067

ITEM NO : PEX 011

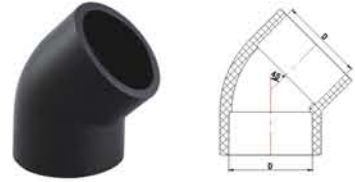


Spec	qty/ctn pc	meas mm	cbm cbm	g.w. kg	n.w. Kg	kg/pc kg
REDUCER ELBOW						
3/4**1/2"	288	470*270*310	0.039	12.52	11.52	0.036
1*1/2"	288	470*285*310	0.041	13.96	12.96	0.034



PE PIPES & FITTINGS

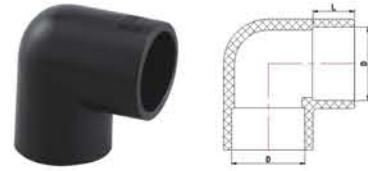
SOCKET WELDING PE FITTING



ITEM NO: PESW001

45° ELBOW

SIZE (mm)					
20	25	32	40	50	63



ITEM NO: PESW002

90° ELBOW

SIZE (mm)					
20	25	32	40	50	63



ITEM NO: PESW003

TEE

SIZE (mm)					
20	25	32	40	50	63



ITEM NO: PESW004

REDUCING TEE

SIZE (mm)					
25x20	32x20	32x25	40x20	40x25	40x32
50x20	50x25	50x32	50x40	63x20	63x25
63x32	63x40	63x50			



ITEM NO: PESW005

END CAP

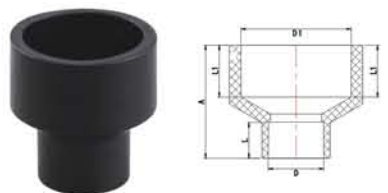
SIZE (mm)					
20	25	32	40	50	63



ITEM NO: PESW006

SOCKET

SIZE (mm)					
20	25	32	40	50	63



ITEM NO: PESW007

REDUCING SOCKET

SIZE (mm)					
25x20	32x20	32x25	40x20	40x25	40x32
50x20	50x25	50x32	50x40	63x20	63x25
63x32	63x40	63x50			



ITEM NO: PESW008

FEMALE SOCKET

SIZE (mm)					
20x1/2"	25x1/2"	25x3/4"	32x1/2"	32x3/4"	32x1"
40x1/4"	40x1/2"	50x1/2"	63x2"		

SOCKET WELDING PE FITTING



ITEM NO: PESW009

MALE SOCKET

SIZE (mm)					
20x1/2"	25x1/2"	25x3/4"	32x1/2"	32x3/4"	32x1"
40x1/4"	40x1/2"	50x1/2"	63x2"		



ITEM NO: PESW010

FEMALE ELBOW

SIZE (mm)					
20x1/2"	25x1/2"	25x3/4"	32x1/2"	32x3/4"	32x1"



ITEM NO: PESW011

MALE ELBOW

SIZE (mm)					
20x1/2"	25x1/2"	25x3/4"	32x1/2"	32x3/4"	32x1"



ITEM NO: PESW012

FEMALE TEE

SIZE (mm)					
20x1/2"	25x1/2"	25x3/4"	32x1/2"	32x3/4"	32x1"



ITEM NO: PESW013

MALE TEE

SIZE (mm)					
20x1/2"	25x1/2"	25x3/4"	32x1/2"	32x3/4"	32x1"



ITEM NO: PESW014

STOP VALVE

SIZE (mm)					
20	25	32	40	50	63

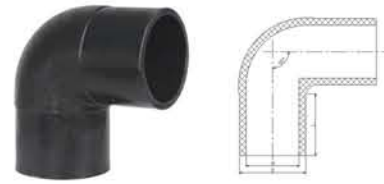
SOCKET WELDING PE FITTING



ITEM NO:PEBW001

45° ELBOW

SIZE (mm)					
75	90	110	125	160	200
225	250	280	315	355	400
450	500	560	630	355	400



ITEM NO:PEBW002

90° ELBOW

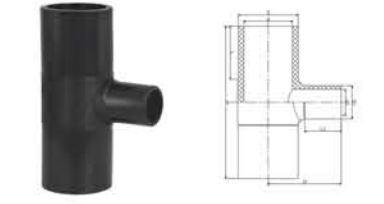
SIZE (mm)					
63	75	90	110	125	140
160	180	200	225	250	280
315	355	400	500	630	



ITEM NO:PEBW003

TEE

SIZE (mm)					
63	75	90	110	125	140
160	180	200	225	250	280
315	355	400	500	630	



ITEM NO:PESW004

REDUCING TEE

SIZE (mm)					
63x50	75x50	75x63	90x50	90x63	90x75
110x50	110x63	110x75	110x90	125x50	125x63
125x75	125x90	125x110	140x63	140x75	140x90
140x110	140x125	160x50	160x63	160x75	160x110
180x110	180x125	180x140	180x160	200x63	200x75
200x90	200x110	200x160	225x110	225x160	225x200
250x110	250x160	250x200	280x110	280x160	280x200
280x250	315x110	315x160	315x200	315x225	315x250
355x160	355x200	355x250	355x280	355x315	400x110
400x160	400x200	400x250	400x315	450x315	450x400
500x110	500x160	500x200	500x250	500x315	500x400
630x110	630x160	630x200	630x250	630x315	630x400
630x500					



ITEM NO:PEBW005

END CAP

SIZE (mm)					
75	90	110	125	140	160
180	200	225	250	280	315
355	400	450	500	560	630



ITEM NO:PEBW007

FLANGE

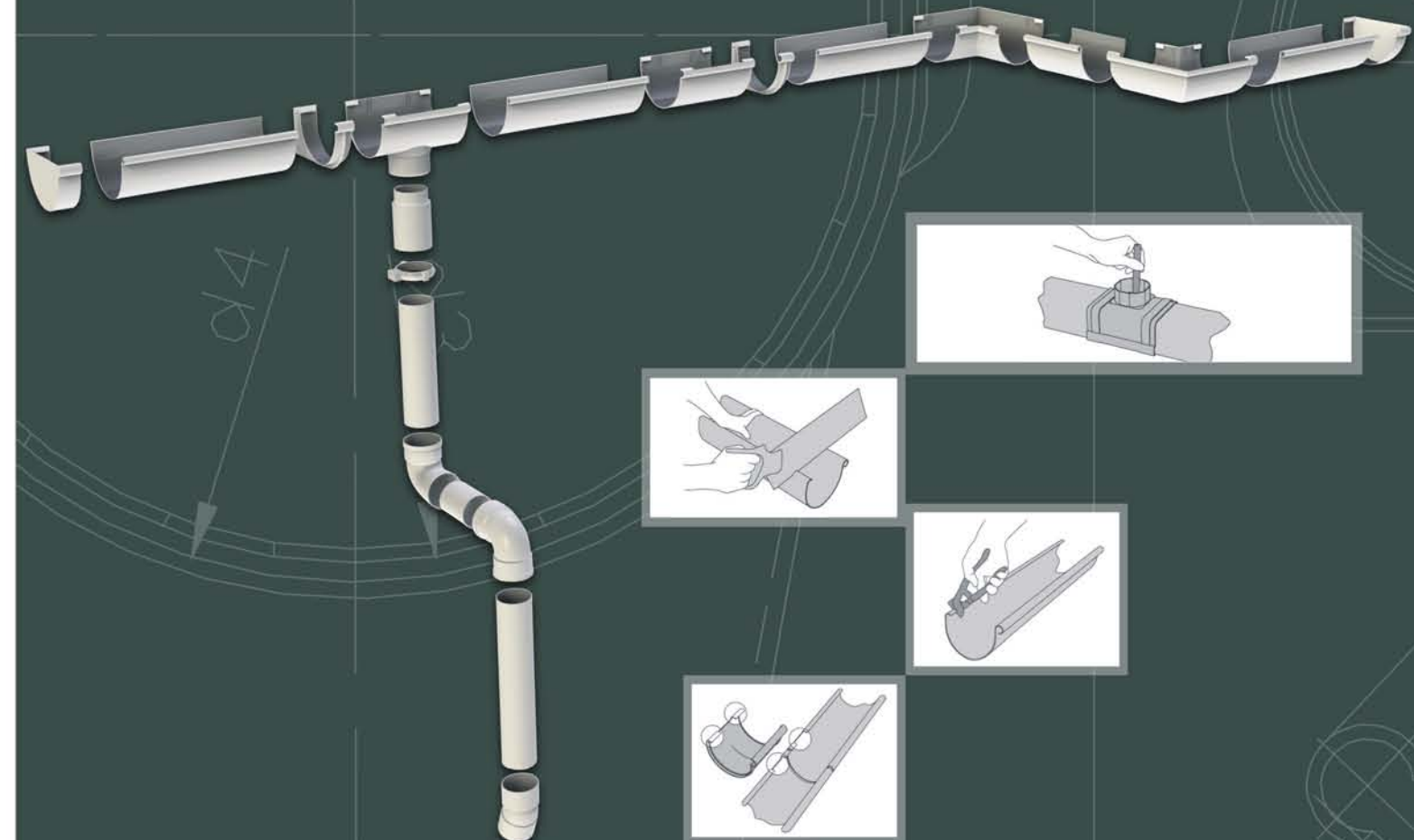
SIZE (mm)					
50	63	75	90	110	125
140	160	180	200	225	250
280	315	355	400	450	500
560	630	710	800	900	1000



ITEM NO:PEBW006

REDUCING SOCKET

SIZE (mm)					
75x63	90x50	90x63	90x75	110x50	110x63
110x75	110x90	125x75	125x90	125x110	160x63
160x75	160x90	160x110	160x125	180x90	180x140
200x90	200x110	200x160	225x110	225x160	225x200
250x110	250x160	250x200	315x110	315x160	315x200
315x250	400x315	500x400	630x500		

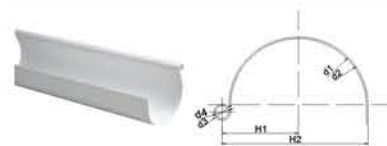


PVC RAINWATER GUTTER AND FITTING





110MM RAINWATER SYSTEM COMPONENTS



ITEM NO:RWG001

RAIN GUTTER

Nom Size	d1	d2	d3	d4	H1	H2
110	118.5	121.3	14.5	11.9	66.5	127.2



ITEM NO:RWG003

COUPLING

Nom Size	d1	d2	H
110	117.1	121.5	140.2



ITEM NO:RWG004-2

ANGLE CONNECTOR RIGHT

Nom Size	H	L	D
110	163.5	29.8	116.2



ITEM NO:RWG005

END CAP LEFT

Nom Size	d1	d2	H
110	117.1	121.5	140.2



ITEM NO:RWG008

UDE01 90° ELBOW

Nom Size	d	D	L
110	80.5	88.5	45



ITEM NO: RWG012

METAL CLAMP

Nom Size	d	D	L
110			



ITEM NO:RWG002

TEE

Nom Size	d1	d2	d3	d4	H	L
110	75.7	79.5	115.3	119.5	201.3	47



ITEM NO:RWG004-1

ANGLE CONNECTOR LEFT

Nom Size	H	L	D
110	176	29.8	116.2



ITEM NO:RWG007

CLAMP

Nom Size	D	H
110	121	145.6



ITEM NO:RWG006

END CAP RIGHT

Nom Size	d1	d2	H
110	117.1	121.5	140.2



ITEM NO:RWG009

UDE03 45° ELBOW

Nom Size	d	D	L
110	80.5	84.5	46.7



ITEM NO: RWG011

CLIP

Nom Size	L	L1	D
80	93.9	58	80



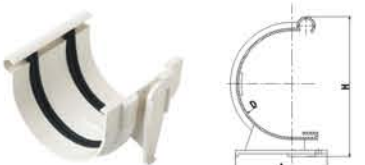
110 MM RAINWATER SYSTEM COMPONENTS



ITEM NO:RWG 004-3

ANGLE CONNECTOR WITH GASKET

Nom Size	D	H
110	120.67	199.45



ITEM NO:RWG 003-1

COUPLING WITH GASKET

Nom Size	D	H	A
110	116.2	152.3	100



ITEM NO:RWG 002-1

TEE WITH GASKET

Nom Size	A	H	L	d1	d2	d3	d4
110	152.3	191.2	43	74.4	84.5	116.2	121.2



ITEM NO:RWG 005-1

END CAP TYPE II

Nom Size	H	A	d1	d2	d3
110	88.5	146.4	112	116.2	121.2



ITEM NO:RWG010

COUPLING M/F

Nom Size	D	d	d1	L	H
80	86.5	80	74.7	85.3	137.5

125MM RAINWATER SYSTEM COMPONENTS



ITEM NO:RWGS001

RAIN GUTTER

Nom Size	d1	d2	d3	d4	H1	H2
125	125	128.4	14.7	11.1	70	134.2



ITEM NO:RWGS003

COUPLING

Nom Size	D	H	A
125	131	210	169



ITEM NO:RWGS004

ANGLE CONNECTOR

Nom Size	H	D
125	226	131



ITEM NO:RWGS007

CLAMP

Nom Size	D	H	A
125	131.0	171.5	142.0

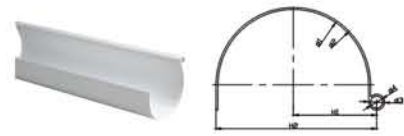
140MM RAINWATER SYSTEM COMPONENTS



ITEM NO:RWGS002

TEE

Nom Size	d1	d2	d3	d4	H	L	A
125	74.4	80	131	136.6	189.3	43	169



ITEM NO:RWGM001

RAIN GUTTER

Nom Size	d1	d2	d3	d4	H1	H2
140	140	143.6	14.7	11.1	77.5	149.3



ITEM NO:RWGS005

END CAP

Nom Size	d1	d2	d3	H	A
125	125.8	131	136.2	99.3	160.7



ITEM NO:RWGM003

COUPLING

Nom Size	D	H	A
140	145	151	186



ITEM NO:RWGM004

ANGLE CONNECTOR

Nom Size	H	D
140	245	145



ITEM NO:RWGM005

END CAP

Nom Size	d1	d2	d3	H	A
140	139	145	151	110	176



ITEM NO:RWGM007

CLAMP

Nom Size	D	H	A
140	145	187.5	152



ITEM NO:RWGM002

TEE

Nom Size	d1	d2	d3	d4	H	L	A
140	77	82	145	151	226	45	186

170MM RAINWATER SYSTEM COMPONENTS



ITEM NO:RWGL001

RAIN GUTTER

Nom Size	d1	d2	d3	d4	H1	H2
170	170	174	16.2	12.2	93.2	180.2



ITEM NO:RWGL002

TEE

Nom Size	d1	d2	d3	d4	H	L
170	94.4	100	176.2	181.8	159	48



ITEM NO:RWGL003

COUPLING

Nom Size	d1	d2	H
170	176.2	181.8	196



ITEM NO:RWGL004-1

ANGLE CONNECTOR LEFT

Nom Size	H	L	D
170	277.2	60	176.2



ITEM NO:RWGL004-2

ANGLE CONNECTOR RIGHT

Nom Size	H	L	D
170	263	60	176.2



ITEM NO:RWGL005

END CAP LEFT

Nom Size	d1	d2	H
170	176.2	181.8	196



ITEM NO:RWGL006

END CAP RIGHT

Nom Size	d1	d2	H
170	176.2	181.8	196



ITEM NO:RWGL007

CLAMP

Nom Size	D	H
170	176.2	206.7

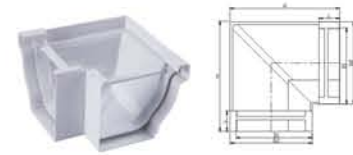
5.2" SQUARE RAINWATER SYSTEM COMPONENTS



ITEM NO: RWGA001

RAIN GUTTER


Nom Size	D1	D2	H	h1
5.2"	138	90	105	21



ITEM NO: RWGA004-2

90° OUTSIDE CORNER

Nom Size	H	D1	D2	L
5.2"	180	86	135	37.5



ITEM NO: RWGA006

RECTANGLE PIPE

Nom Size	D	d
5.2"	86	63



ITEM NO: RWGA008-1

135° INSIDE CORNER

Nom Size	D1	D2	H
5.2"	105	132	105



ITEM NO: RWGA005-1

LEFT END CAP

Nom Size	D	d
5.2"	136	109



ITEM NO: RWGA008-2

135° OUTSIDE CORNER

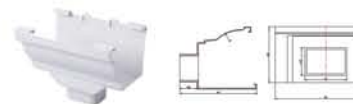
Nom Size	D1	D2	H
5.2"	105	132	105



ITEM NO: RWGA005-2

RIGHT END CAP

Nom Size	D	d
5.2"	136	109



ITEM NO: RWGA002

TEE

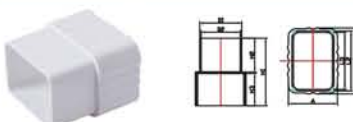
Nom Size	A1	A2	H1	H2	D	L1	L2
5.2"	219	152	173	35	100	79	58



ITEM NO: RWGA003

COUPLING

Nom Size	D1	D2	H	h1	h2
5.2"	135	90	108	27	5



ITEM NO: RWGA009

COUPLING OF PIPE

Nom Size	A	L1	L2	L3	D1	D2	H1	H2	H3
5.2"	65.5	88	80	76	56	52	90	45	43



ITEM NO: RWGA004-1

90° INSIDE CORNER

Nom Size	H	D1	D2	L
5.2"	180	86	135	37.5



ITEM NO: RWGA010

65° DIVERTER

Nom Size	D	d	D1	d1	I1	I2
5.2"	67	63	57	53	41	35

5.2" SQUARE RAINWATER SYSTEM COMPONENTS



ITEM NO: RWGA011

90° DIVERTER

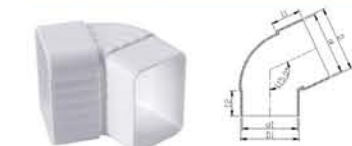
Nom Size	D	d	D1	d1	L1	L2	I1	I2
5.2"	67	63	57	53	73.5	64.5	41	35



ITEM NO: RWGA018

SKEW TEE

Nom Size	D	d	D1	d1	H	L1	L2	I1	I2
5.2"	90	86	80	76	198	126.6	120.2	45	35



ITEM NO: RWGA012

65° ELBOW

Nom Size	D	d	D1	d1	I1	I2
5.2"	91	86	80	76	41	35



ITEM NO: RWGA019

CONVERSION JOINT

Nom Size	A1	A2	L	H1	H2	D1	D2
5.2"	67.5	65.5	88	66	33	80	75



ITEM NO: RWGA013

90° ELBOW

Nom Size	D	d	D1	d1	L1	L2	I1	I2
5.2"	91	86	80	76	85	57	41	35



ITEM NO: RWGA014

CLIP

Nom Size	A1	A2	H	D
5.2"	125	88.5	61.8	5



ITEM NO: RWGA015

GUTTER HANGER-SINGLE HOLE

Nom Size	A	H
5.2"	60	131



ITEM NO: RWGA007

CLAMP

Nom Size	D1	D2	H1	H2
5.2"	145	101	22	132




7" SQUARE RAINWATER SYSTEM COMPONENTS



ITEM NO: RWGB001

RAIN GUTTER

Nom Size	A	H	D
7"	76	148	100



ITEM NO: RWGB006

RECTANGLE PIPE

Nom Size	D1	d
7"	100	80



ITEM NO: RWGB005-1

LEFT END CAP

Nom Size	D1	d
7"	100	80



ITEM NO: RWGB005-2

RIGHT END CAP

Nom Size	D1	d
7"	100	80



ITEM NO: RWGB003

COUPLING

Nom Size	A	H	D
7"	83	156	150



ITEM NO: RWGB004-1

90° INSIDE CORNER

Nom Size	H	D1	D2	L
7"	220	135	157	51.5



ITEM NO: RWGB004-2

90° OUTSIDE CORNER

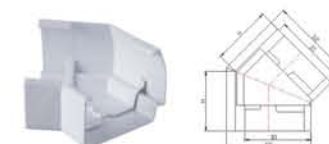
Nom Size	H	D1	D2	L
7"	220	134.2	156.5	51.5



ITEM NO: RWGB008-1

135° INSIDE CORNER

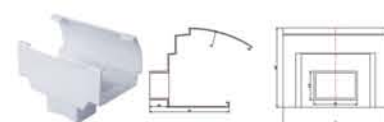
Nom Size	D1	D2	H
7"	140	160	120



ITEM NO: RWGB008-2

135° OUTSIDE CORNER

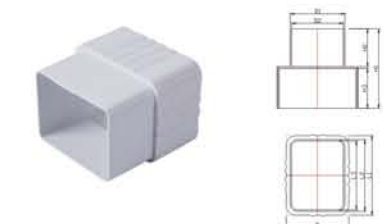
Nom Size	D1	D2	H
7"	137	154	120



ITEM NO: RWGB002

TEE

Nom Size	A1	A2	H1	H2	D	L1	L2
7"	231	156	155	49	150	94	71



ITEM NO: RWGB009

COUPLING OF PIPE

Nom Size	A	L1	L2	L3	D1	D2	H1	H2	H3
7"	82.5	105	94.5	90.5	72	68	105	50	52.5



7" SQUARE RAINWATER SYSTEM COMPONENTS



ITEM NO: RWGB010

65° DIVERTER

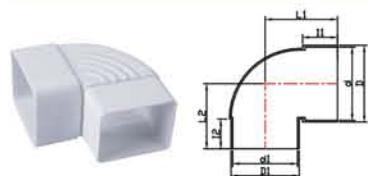
Nom Size	D	d	D1	d1	I1	I2
7"	83	79	73	69	54	50



ITEM NO: RWGB007

U HANGER

Nom Size	A	H
7"	87	151



ITEM NO: RWGB011

90° DIVERTER

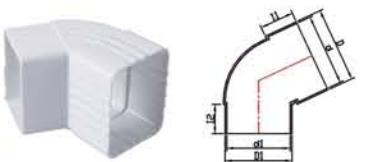
Nom Size	D	d	D1	d1	L1	L2	I1	I2
7"	83	79	73	69	93.5	88.5	54	50



ITEM NO: RWGB019

CONVERSION JOINT

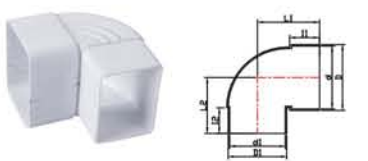
Nom Size	A1	A2	L	H1	H2	D1	D2
7"	105	105	82.5	95.5	45.5	80	75



ITEM NO: RWGB012

65° ELBOW

Nom Size	D	d	D1	d1	I1	I2
7"	105	101	94	90	54	50



ITEM NO: RWGB013

90° ELBOW

Nom Size	D	d	D1	d1	L1	L2	I1	I2
7"	105	101	94	90	106	98.5	54	50



ITEM NO: RWGB014

CLIP

Nom Size	A1	A2	H	D
7"	141.6	106.8	71	5



125MM SQUARE RAINWATER SYSTEM COMPONENTS



ITEM NO: RWGF001

SQUARE RAIN GUTTER

Nom Size	D	H
125	129.1	73.58



ITEM NO: RWGF007

SQUARE RAIN PIPE

Nom Size	H1	H2	D1	D2
74	61	65	70	74



ITEM NO: RWGF004

SQUARE ELBOW

Nom Size	D	H
125	128.7	206.02



ITEM NO: RWGF009

SQUARE 45 ELBOW

Nom Size	D	d	D1	H	L	H1
74	79	74.5	74	98	42	61.7



ITEM NO: RWGF005

SQUARE END CAP

Nom Size	A	H
125	148.11	85.27



ITEM NO: RWGF008

SQUARE 45 ELBOW M/F

Nom Size	D	d	D1	H	L	H1	H2
74	79	74.5	70	98	42	93.5	39.5



ITEM NO: RWGF002

SQUARE TEE

Nom Size	A	D	d	H	L
125	148.51	60.17	56	135.8	38



ITEM NO: RWGF011

SQUARE U CLAMP

Nom Size	D	d1	d2	d3	H	H1	H2
74	134	74	50	65	82.7	47	4.5



ITEM NO: RWGF006

SQUARE CLAMP

Nom Size	A	H
125	105.3	130.09



ITEM NO: RWGF010

SQUARE COUPLING M/F

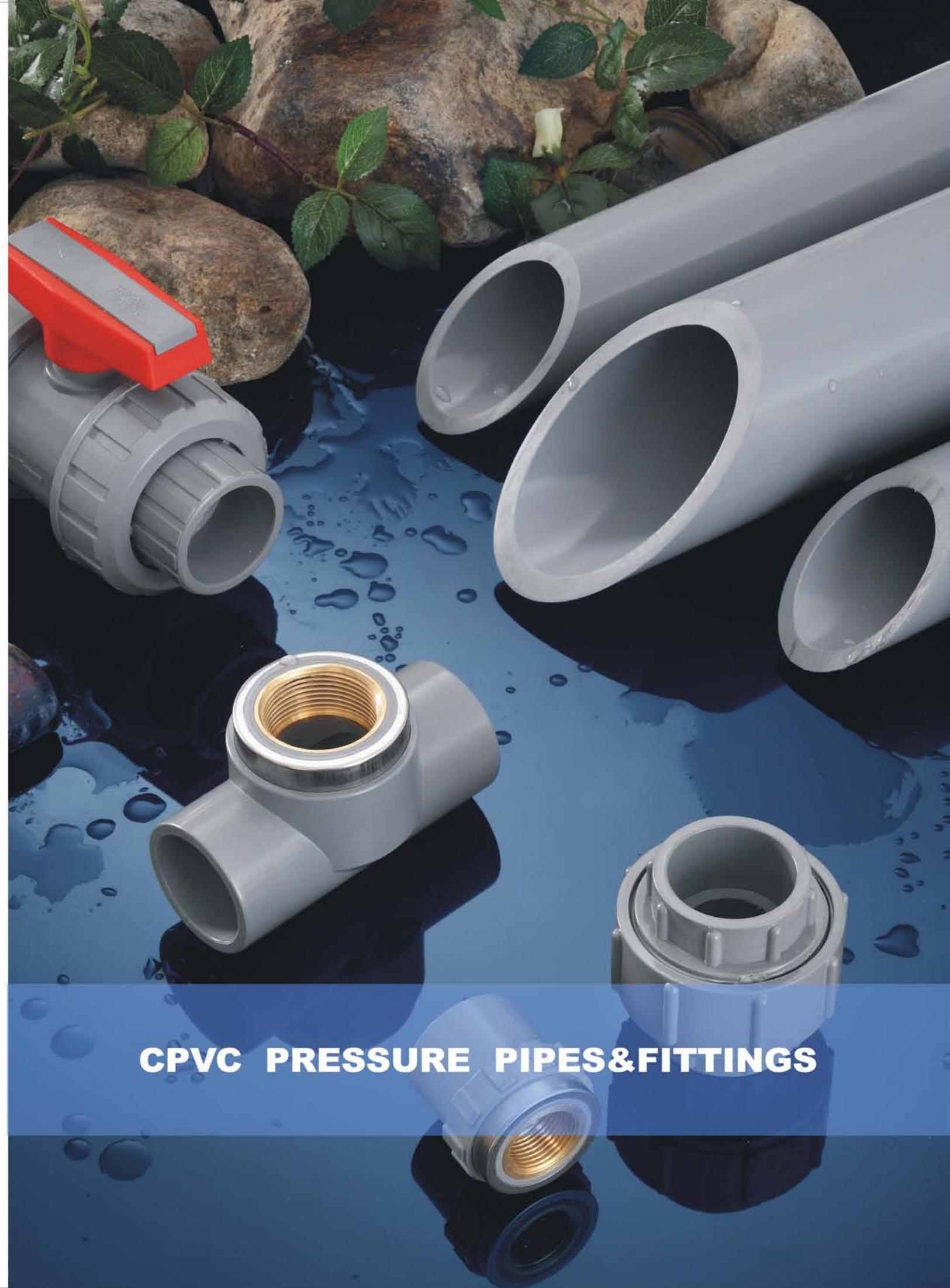
Nom Size	D	d1	d2	d3	H	H1
74	134.5	52	65	70	47.5	4.5



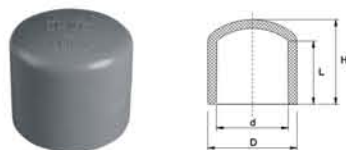
ITEM NO: RWGF003

SQUARE COUPLING

Nom Size	A	D	D1	H
125	104.6	85.13	121	130.09



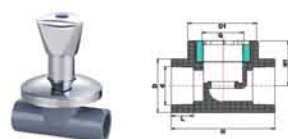
CPVC PRESSURE PIPES & FITTINGS



ITEM NO: CPS011

END PLUG

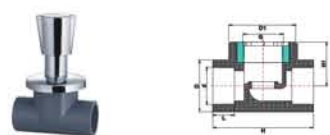
Nom Size	D	d	L	H
1/2"	29.3	21.34	22.7	39.7
3/4"	35.1	26.67	25.9	33.7
1"	43.1	33.4	29.1	33.8
1 1/4"	52.4	42.16	32.3	43
1 1/2"	59	48.26	35.4	45.8
2"	72	60.33	38.6	51.8
3"	33.3	25	19.5	25
4"	41	32	22.5	30
6"	33.3	25	19.5	25



ITEM NO: CPS012

CPVC STOP VALVE TYPE I

Nom Size	D	d	D1	G	L	H
20X 1/2"	29.6	21.6	34.8	1/2"	23.5	80
25X 3/4"	36	26.99	42	3/4"	24	82
32X 1"	43.7	33.7	51.7	1"	25	93



ITEM NO: CPS013

CPVC STOP VALVE TYPE II

Nom Size	D	d	D1	G	L	H
20X 1/2"	29.6	21.6	34.8	1/2"	23.5	80
25X 3/4"	36	26.99	42	3/4"	24	82
32X 1"	43.7	33.7	51.7	1"	25	93



ITEM NO: CPS015

FEMALE ADAPTOR WITH BRASS

Nom Size	D1	D	d	L	NPT	H
1/2"	45.3	29.4	21.34	23	1/2"	40.5
1/2" x 3/4"	51.6	29.4	21.34	23	3/4"	43.5
3/4"	51.6	35	26.67	26	3/4"	46.5
3/4" x 1/2"	45.3	35	26.67	26	1/2"	44.5
1"	59	43	33.4	29	1"	53.5
1" x 3/4"	51.6	43	33.4	29	3/4"	50



ITEM NO: CPS016

FEMALE ELBOW WITH BRASS

Nom Size	D1	D	d	L	NPT	h	h1
1/2"	42.9	29.4	21.34	23	1/2"	39.4	28
1/2" x 3/4"	49.2	29.4	21.34	23	3/4"	38.5	31.5
3/4"	49.2	35	26.67	26	3/4"	45.9	34.5
3/4" x 1/2"	42.9	35	26.67	26	1/2"	39.5	30.5
1 1/4"	67	52	42.16	32	1 1/4"	60	46.5
1 1/2"	73	59	48.26	35	1 1/2"	66	51
2"	87.6	72	60.33	39	2"	75	61



ITEM NO: CPS017

FEMALE TEE WITH BRASS

Nom Size	D1	D	d	L	NPT	h	h1
1/2"	42.9	29.4	21.34	23	1/2"	28	77
1/2" x 3/4"	49.2	29.4	21.34	23	3/4"	31.5	77
3/4"	49.2	35	26.67	26	3/4"	34.5	92
3/4" x 1/2"	42.9	35	26.67	26	1/2"	30.5	79
1 1/4"	67	52	42.16	32	1 1/4"	46.5	120
1 1/2"	73	59	48.26	35	1 1/2"	51	132
2"	87.6	72	60.33	39	2"	61	150



ITEM NO: CPS014

MALE ADAPTOR WITH BRASS

Size Nom	D1	D	d	H	L	G
1/2"	30.4	29.4	21.34	44.2	22.7	1/2"
3/4"	36.1	35.1	26.67	48.9	25.9	3/4"
1"	44.1	43.1	33.4	54.5	29.1	1"
1 1/4"	53.4	52.4	42.16	63.1	32.3	1 1/4"
1 1/2"	60	59	48.26	69.7	35.4	1 1/2"
2"	73	72	60.33	76.1	38.6	2"



CPVC PRESSURE PIPES & FITTINGS (DIN STANDARD)



CPVC PRESSURE PIPES & FITTINGS (ASTM D2846)

CPVC CTS PIPES & FITTINGS ASTM D2846



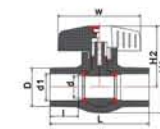
ITEM NO: CPA001

PRESSURE RATE: SDR11

size	d (mm)	s (mm)
1/2"	15.9	1.73
3/4"	22.2	2.03
1"	28.6	2.59
1 1/4"	34.9	3.18
1 1/2"	41.3	3.76
2"	54	4.9

PRESSURE RATE: SDR13.5

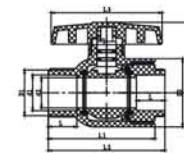
size	d (mm)	s (mm)
3/4"	22.2	1.73
1"	28.6	2.03
1 1/4"	34.9	2.59
1 1/2"	41.3	3.06
2"	54	4



ITEM NO: CPAC01

COMPACT BALL VALVE

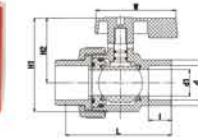
Nom Size	D1	d	D	L	I	W	H1	H2
15mm(1/2")	15.9	12.4	24	68.5	19	60	58	40.7
20mm(3/4")	22.2	18.4	32	84	24	70.2	73	51.6
25mm(1")	28.6	20.5	38.4	91	25	79	77	52.3
1 1/4"	34.9	25	45.8	105.5	28.5	100	93.5	65.2
1 1/2"	41.3	30.6	53.5	121	33.5	108	104.8	72.3
2"	54	41	68.4	149	43.5	130	122	82



ITEM NO: CPAC02

CPVC VALVE

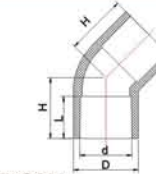
Nom Size	d1	d2	D1	D2	L	L1	L2	L3	H
1/2"	16.09	12.4	22.7	35	13	56	59	52	34.4
3/4"	22.46	18	29.8	44	18	73	76.6	70	45
1"	28.83	24.5	36.8	55	23	86	94	89.4	56.8
1 1/4"	35.2	33	47.2	66.5	28.1	103	113	96.6	70
1 1/2"	41.66	35.5	54.8	73.3	33.5	115.8	131	108.2	79.1
2"	54.38	44	68.5	89	43.5	146.7	161.9	124.4	90.2



ITEM NO: CPAC02

SINGLE UNION BALL VALVE

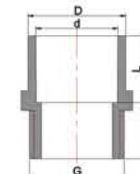
Nom Size	D	d	d1	I	L	W	H1	H2
1-1/4"	53.5	47.2	39	34	95.8	109.7	127	86.5
1-1/2"	61.6	50.3	39	34	113	109.7	127	86.5
2"	64.6	54	39	43.5	174	109.7	127	86.5



ITEM NO: CPA010

45° ELBOW

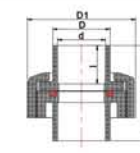
Nom Size	D	d	L	H
1/2"	20	15.9	13	18.8
3/4"	26.8	22.2	18	24.3
1"	34.5	28.6	23	30.9
1 1/4"	41.8	34.9	28.1	37.1
1 1/2"	49.46	41.3	33.5	44
2"	64.58	54	43.5	56.5



ITEM NO: CPA005

MALE ADAPTOR

Nom Size	D	d	G	H	L
1/2"	21.5	15.9	1/2"	41.4	13
3/4"	26.8	22.2	3/4"	42	18
1"	34.5	28.6	1"	47	23
1 1/4"	41.8	34.9	1 1/4"	55	28.1
1 1/2"	49.4	41.3	1 1/2"	62	33.5
2"	64.4	54	2"	75	43.5



ITEM NO: CPA007

II UNION

Nom Size	d	D	D1	I	L
15mm (1/2")	15.9	21.8	39.5	13	36.5
20mm (3/4")	22.2	32.5	53.5	22	53.5
25mm (1")	28.6	34.43	65	23	57.5
40mm (1 1/4")					
50mm (1 1/2")					
63mm (2")					



ITEM NO:CPA008

FEMALE ADAPTOR

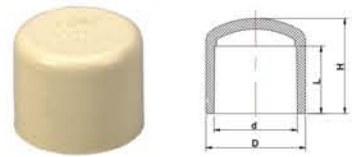
Nom Size	D	d	G	H	L
1/2"	20	15.9	1/2"	35	13
3/4"	26.8	22.2	3/4"	42	18
1"	34.5	28.6	1"	50	19.3
1 1/4"	41.8	34.9	1 1/4"	58	28.1
1 1/2"	49.46	41.3	1 1/2"	68	33.5
2"	64.58	54	2"	87	43.5



ITEM NO:CPA012

MALE ADAPTOR II

Nom Size	D	G	d	H
1/2"	39.4	1/2"	13.4	66
3/4"	45.4	3/4"	19	74.3
1"	51.4	1"	23.5	82



ITEM NO: CPA003

END CAP

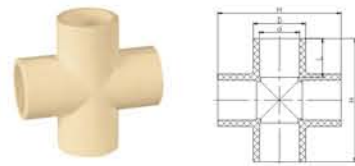
Nom Size	D	d	L	H
1/2"	21.5	15.9	13	17
3/4"	26.8	22.2	18	25.5
1"	34.5	28.6	23	32
1 1/4"	41.8	34.9	28.1	41
1 1/2"	49.4	41.3	33.5	44
2"	64.4	54	43.5	57



ITEM NO: CPAB03

BRASS THREADED MALE ADAPTOR

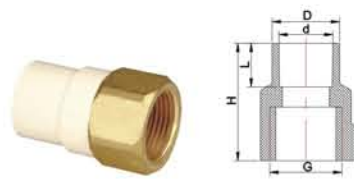
Nom Size	D	d	H	L	G
1/2"	21.7	15.9	48	13	1/2"
3/4"	28.5	22.2	53	18	3/4"
1"	35	28.6	71	23	1"
1 1/4"	44	34.9	80	28.1	1 1/4"
1 1/2"	51.5	41.3	88	33.5	1 1/2"
2"	64.4	54	94	38.5	2"



ITEM NO:CPA011

CROSS TEE

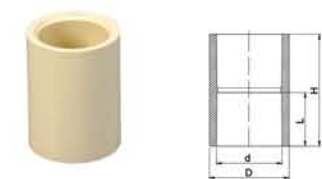
Nom Size	D	d	L	H
1/2"	21.5	15.9	13	44
3/4"	27	22.2	18	62
1"	34	28.6	23	80
1 1/4"	42	34.9	28	95.5
1 1/2"	49	41.3	33	112
2"	65	54	43	145



ITEM NO:CPAB04

BRASS THREADED FEMALE ADAPTOR

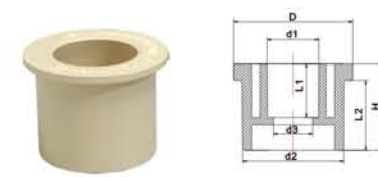
Nom Size	D	d	H	L	G
1/2"	21.7	15.9	42.5	13	1/2"
3/4"	28.5	22.2	50	18	3/4"
1"	35	28.6	65	23	1"
1 1/4"	44	34.9	77	28.1	1 1/4"
1 1/2"	51.5	41.3	84	33.5	1 1/2"
2"	64.4	54	94	43.5	2"



ITEM NO: CPA001

SOCKET

Nom Size	D	d	H	L
1/2"	21.5	15.9	28.9	13
3/4"	26.8	22.2	39.5	18
1"	34.5	28.6	50	23
1 1/4"	41.8	34.9	60	28.1
1 1/2"	49.4	41.3	70.5	33.5
2"	64.4	54	90.5	43.5



ITEM NO: CPA009

REDUCING BUSHES

Nom Size	D	d1	d2	d3	H	L1	L2
3/4"x 1/2"	26.8	15.9	22.1	14.72	21.2	13	18
1"x 1/2"	34.5	15.9	28.47	14.72	26.4	13	23
1"x 3/4"	34.5	22.2	28.47	21.1	26.4	18	23
1 1/4"x 1/2"	41.8	15.9	34.85	14.72	31	13	28.1
1 1/4"x 3/4"	41.8	22.2	34.85	21.1	31	18	28.1
1 1/4"x 1"	41.8	28.6	34.85	27.47	31	23	28.1
1 1/2"x 1/2"	49.5	15.9	41.2	14.72	36.3	13	33.5
1 1/2"x 3/4"	49.5	22.2	41.2	21.1	36.3	18	33.5
1 1/2"x 1"	49.5	28.6	41.2	27.47	36.3	23	33.5
1 1/2"x 1 1/4"	49.5	34.9	41.2	33.85	36.3	28.1	33.5
2x 1 1/2"	64.6	15.9	54	14.72	47	13	43.5
2x 1 1/4"	64.6	34.9	54	33.85	47	28.1	42.5



ITEM NO: CPA002

90° ELBOW

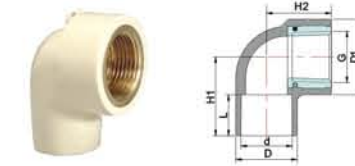
Nom Size	D	d	L	H
1/2"	21.5	15.9	13	23.1
3/4"	26.8	22.2	18	31.43
1"	34.5	28.6	23	39.22
1 1/4"	41.8	34.9	28.1	47.4
1 1/2"	49.4	41.3	33.5	55.4
2"	64.4	54	43.5	72.5



ITEM NO:CPA006

BRACKET

Nom Size	R1	R2	R3	H	L1	L2
2"	26.5	29.1	31.7	34.4	83.6	99
1 1/2"	20	22.5	25	28	68.6	84
1 1/4"	16.8	18.9	21	23.4	54	72.2
1"	14	15.6	17.2	19.4	43.2	55.6
3/4"	11	12.5	14	15.2	36.6	47.6
1/2"	7.8	9.2	10.6	12.6	27.6	39



ITEM NO: CPAB01

BRASS THREAD FEMALE ELBOW

Nom Size	D1	D	d	L	G	H1	H2
1/2"x 1/2"	33	20.08	15.9	13	1/2"	29.5	26.56
3/4"	39	26.85	22.2	18	3/4"	35.5	28.15
3/4"x 1/2"	33	26.85	22.2	18	1/2"	34.5	28.35
1"x 1/2"	33	34.43	28.6	23	1/2"	38.5	35.07



ITEM NO: CPA011

I UNION

Nom Size	d	D	D1	L	H
15mm (1/2")	15.9	21.7	41.3	12.7	49.1
20mm (3/4")	22.2	30.2	53.3	19.5	63



ITEM NO: CPAS01

STEP OVER BEND

Nom Size	D	d	d1	d2	L	H	A
1/2"	21.5	15.9	12	17.4	13	180	26.5
3/4"	26.9	22.2	16.5	20.9	18	195	29.2
1"	34.5	28.6	21	26.6	23	215	32.4



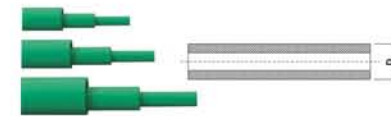
ITEM NO:CPAS05

REDUCING RING (ASTMD2846 TO SCH80)

Nom Size	d	D	D1	D2	L	L1	H
1/2"	25	16.11	21.24	21.5	23.5	13	39
3/4"	30	22.45	26.57	26.85	26.5	18	47
1"	38	28.83	33.27	34.43	29	23	55
1 1/4"	46	35.2	42.04	41.8	32.5	28.1	62
1 1/2"	41.66	49.46	48.11	56.8	33.5	36.4	73
2"	54.38	64.58	60.17	68.5	43.5	39.6	86.5

PP-R PIPES & FITTINGS FOR COLD/HOT WATER

PPR DIN PIPES & FITTINGS DIN8077/8088




ITEM NO: PR001

PIPES (PN12.5) LENGTH:4M PIPES (PN20) LENGTH:4M

Nom Size	Outer Dia	Wall Thickness	Size Nom	Outer Dia	Wall Thickness
20	20	2.0	20	20	2.8
25	25	2.3	25	25	3.5
32	32	2.9	32	32	4.4
40	40	3.7	40	40	5.5
50	50	4.6	50	50	6.9
63	63	5.8	63	63	8.6
75	75	6.8	75	75	10.3
90	90	8.2	90	90	12.3
110	110	10.0	110	110	15.1

PIPES (PN16) LENGTH:4M PIPES (PN25) LENGTH:4M


Nom Size	Outer Dia	Wall Thickness	Size Nom	Outer Dia	Wall Thickness
20	20	2.3	20	20	3.4
25	25	2.8	25	25	4.2
32	32	3.6	32	32	5.4
40	40	4.5	40	40	6.7
50	50	5.6	50	50	8.3
63	63	7.1	63	63	10.5



ITEM NO: PR002

STEP OVER BEND

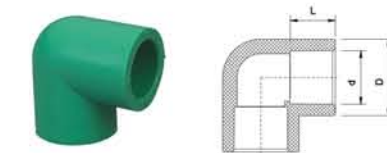
Nom Size	Pressure	D	B	L
20	1.25	20	2.0	400
20	1.6	20	2.3	400
20	2.0	20	2.8	400
20	2.5	20	3.4	400
25	1.25	25	2.3	400
25	1.6	25	2.8	400
25	2.0	25	3.5	400
25	2.5	25	4.2	400
32	1.25	32	2.9	400
32	1.6	32	3.6	400
32	2.0	32	4.4	400
32	2.5	32	5.4	400



ITEM NO: PRE01

45° ELBOW

Nom Size	D	d	L
16	21.8	15	14.5
20	27.4	19	15.8
25	34.8	24	18.1
32	42.4	31	20.1
40	52.1	38.8	22.1
50	65.7	48.9	25.1
63	83.1	61.7	28.0
75	99.0	73.4	30.4
90	119.6	88.8	35.1
110	146.7	108.3	42



ITEM NO: PRE02

90° ELBOW


Nom Size	D	d	L
16	21.8	15	14.5
20	27.4	19	16.1
25	34.4	24	18.1
32	42.1	31	20.1
40	52.6	38.8	21.7
50	66.1	48.9	25.1
63	83.1	61.7	28.4
75	99.2	73.4	32
90	119.0	88.8	36
110	146.7	108.3	42



ITEM NO: PRT03

FEMALE THREAD TEE

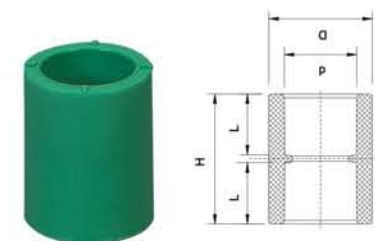
Nom Size	D	d	L	G	H	D1
20 × 1/2"	27.4	19	16.1	1/2"	56.0	43.6
20 × 3/4"	27.8	19	16.1	3/4"	62	47
25 × 1/2"	34.8	24	18.1	1/2"	64.2	44
25 × 3/4"	34.8	24	18.1	3/4"	64.2	49
32 × 1"	42.8	30.4	21.4	1"	81.2	64.5
32 × 1/2"	42.8	30.4	20.2	1/2"	70	46.4
32 × 3/4"	42.4	30.4	20.2	3/4"	76.0	49



ITEM NO: PR006

END CAP

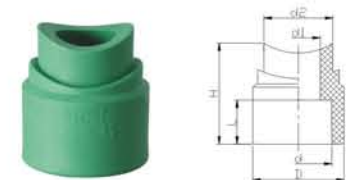
Nom Size	D	d	L	H
16	21.8	15	14.5	19.5
20	27.4	19	16.1	24.3
25	34.8	24	18.1	24.7
32	42.6	30.9	20.1	30.2
40	52.5	38.8	22.1	31.2
50	66.1	48.9	25.1	35.3
63	82.7	61.7	28.7	41.4
75	99.2	73.4	34.2	53.2
90	119.2	88.8	38	64.2
110	145.8	108.3	46.7	69.8



ITEM NO: PR003

SOCKET

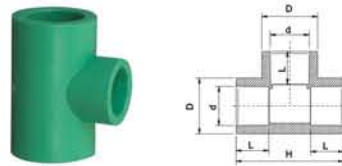
Nom Size	D	d	L	H
16	21.8	15	14.5	19.5
20	27.4	19	15.7	34.3
25	34.8	24	17.5	38.0
32	42.4	30.9	19.2	41.8
40	52.5	38.8	22.1	47.3
50	66.3	48.9	25.1	53.8
63	83.3	61.7	29.1	61.3
75	99.2	73.4	32	68.4
90	119.0	88.8	36	77.0
110	147.0	108.3	42	89.8



ITEM NO: PRS001

WELD IN SADDLE

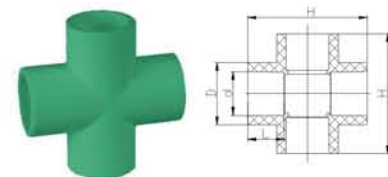
Nom Size	D	d	L	d1	d2	H
32	42.5	32	20.5	20.4	32	47



ITEM NO: PRT01

STRAIGHT TEE

Nom Size	D	d	L	H
16	21.8	15	14.5	46
20	27.9	19	16.1	53.0
25	34.8	24	18.1	63
32	42.4	30.9	20.1	74
40	52.6	38.8	22.1	85.3
50	66.1	48.9	25.1	100.7
63	83.1	61.7	29.1	121.7
75	99.2	73.4	32	141.7
90	120.0	88.8	36	168.3
110	146.0	108.3	42	197.4



ITEM NO: PRC001

CROSS

Nom Size	D	d	L	H
20	27.4	20	16	53
25	34.8	25	18	63
32	42.4	32	20	74



ITEM NO: PRU001

UNION TWO SIDE WELD

Nom Size	D1	D	d	L	H
32×1"	65	41	32	21	73



ITEM NO: PR004

REDUCING SOCKET

Nom Size	D	d	L	D1	d1	L1	H
20×16							
25×20	34.8	24	18.1	27.4	19	16.1	34.4
32×20	42.4	30.9	20.1	27.4	19	16.1	38
32×25	42.4	30.9	20.1	34.8	24	17.4	39.6
40×20	52.6	38.8	22.1	27.4	19	16.1	50
40×25	52.6	38.8	22.1	34.8	24	18.1	49.6
40×32	52.6	38.8	22.1	42.4	30.9	20.1	44.3
50×20	66.0	48.9	25.1	27.4	19	16.1	55.9
50×25	66.0	48.9	25.1	34.8	24	18.1	57
50×32	66.0	48.9	25.1	42.4	30.9	20.1	56
50×40	66.1	48.9	25.1	52.6	38.8	22.1	50.2
63×25	82.7	61.7	29.1	34.8	24	18.1	62.7

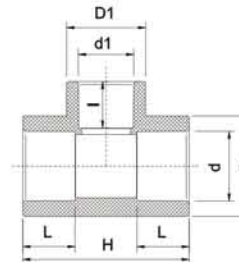


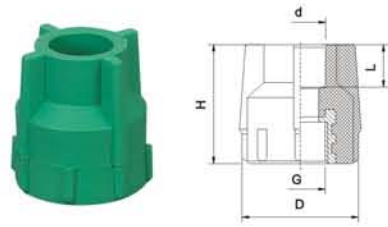
ITEM NO: PRT02

REDUCING TEE

Nom Size	D	D1	d	d1	L	l	H
25×20	34.8	27.4	24	19	18.1	16.1	57.7
32×20	42.4	27.4	30.9	19	20.1	16.1	62.2
32×25	42.4	34.8	30.9	24	20.1	17.5	67.3
40×20	52.6	28.0	38.8	19	22.1	16.1	65.8
40×25	52.6	35.3	38.8	24	22.1	18.1	70.8
40×32	52.6	42.4	38.8	30.9	22.1	21.2	81
50×20	66.1	28.2	48.9	19	25.1	16.0	75.2
50×25	66.1	35.4	48.9	24	25.1	18.1	77
50×32	66.1	42.8	48.9	30.9	25.1	20.1	83.4
50×40	66.1	53.0	48.9	38.8	25.1	22.1	94.7
63×20	83.1	28.0	61.7	19	29.1	18.1	83.4
63×25	83.1	35.4	61.7	24	29.1	18.1	84.4
63×32	83.1	42.4	61.7	30.9	29.1	20.1	91.23
63×40	83.1	52.6	61.7	38.8	29.1	22.1	103

Nom Size	D	d	L	D1	d1	L1	H
63×32	82.7	61.7	29.1	42.4	30.9	20.1	63.4
63×40	83.1	61.7	29.1	53.0	38.8	22.1	63.3
63×50	83.1	61.7	29.1	66.7	48.9	25.1	56.7
75×40	99.2	73.4	32	53.2	38.8	22.1	69.0
75×50	99.2	73.4	32	66.6	48.9	25.1	69
75×63	99.2	73.4	32	83.1	61.7	29.1	66.5
90×50	119.0	88.8	36	66.8	48.9	25.1	78.5
90×63	119.6	88.8	39	83.1	61.7	29.1	82.7
90×75	119.6	88.8	39	99.2	73.4	32	74.8
110×63	145.5	108.3	42	84.4	61.7	30	91
110×75	145.5	108.3	42	100.0	73.4	32	91.4
110×90	146.0	108.3	42	121.0	88.8	37	82.0

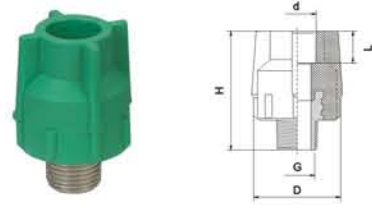




ITEM NO: PR007

FEMALE THREAD BUSH

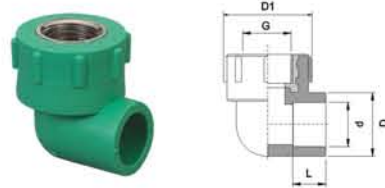
Nom Size	D	d	G	L	H
20×1/2"	43.6	19	1/2"	16.1	45.9
25×1/2"	43.6	24	1/2"	19.2	45.4
25×3/4"	49.5	24	3/4"	17.8	45.6
32×1"	64.4	30.9	1"	20.1	58.3
40×1 1/4"	76.8	38.8	1 1/4"	22.1	71.5
50×1 1/2"	86	48.9	1 1/2"	25.1	71.5
63×2"	95	61.7	2"	29.1	94.5
20×3/4"	49	19	3/4"	16.1	46.3
32×1/2"	46.8	30.5	1/2"	21.0	46.7
32×3/4"	48.8	30.5	3/4"	20.7	47.4



ITEM NO: PR008

MALE THREAD BUSH

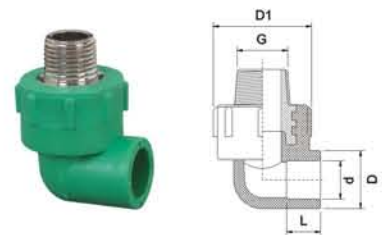
Nom Size	D	d	G	L	H
20×1/2"	44	19	1/2"	16.1	61.7
25×1/2"	44	24	1/2"	18.1	62.0
25×3/4"	49	24	3/4"	18.1	61.5
32×1"	64.4	30.9	1"	20.1	78.3
40×1 1/4"	76.8	38.8	1 1/4"	22.1	93.5
50×1 1/2"	86	48.9	1 1/2"	25.1	94.4
63×2"	95	61.7	2"	29.1	112
20×3/4"	48.7	19	3/4"	16.1	62
32×1/2"	46.4	30.5	1/2"	20.1	64.0
32×3/4"	49.1	30.5	3/4"	20.1	62



ITEM NO: PRE03

FEMALE THREAD ELBOW

Nom Size	D	d	G	L	D1
20×1/2"	27.4	19	1/2"	16.1	43.2
20×3/4"	28	18.6	3/4"	16.1	47
25×1/2"	34.8	24	1/2"	18.1	44
25×3/4"	34.8	24	3/4"	18.1	49
32×1/2"	42.6	30.6	1/2"	20.1	49.7
32×3/4"	42.6	30.6	3/4"	20.1	48.3
32×1"	42.6	30.9	1"	20.6	65.0



ITEM NO: PRE05

MALE THREAD ELBOW

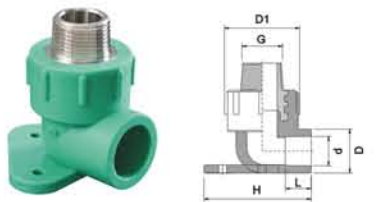
Nom Size	D	d	G	L	D1
20×1/2"	28.1	19	1/2"	16.1	43.5
20×3/4"	27.4	18.2	3/4"	16.2	47
25×1/2"	34.8	24	1/2"	18.1	44
25×3/4"	34.8	24	3/4"	18.1	49
32×1/2"	43.0	30.4	1/2"	20.2	48.6
32×3/4"	43.0	30.4	3/4"	20.2	49
32×1"	42.4	30.4	1"	20.8	65.1



ITEM NO: PRE04

FEMALE THREAD ELBOW WALL PLATE

Nom Size	D	d	G	L	H	D1
20×1/2"	27.4	19	1/2"	16.1	49.3	43
25×1/2"	34.8	24	1/2"	18.1	55.3	43
25×3/4"	34.8	24	3/4"	18.1	54.1	49



ITEM NO: PRE06

MALE THREAD ELBOW WALL PLATE

Nom Size	D	d	G	L	H	D1
20×1/2"	27.9	19	1/2"	16.1	64.2	43.5
25×1/2"	34.8	24	1/2"	18.1	68.4	43.5
25×3/4"	35.2	24	3/4"	18.1	72.8	49



ITEM NO: PR027

II MALE THREAD BUSH

Nom Size	D	d	G	L	H	D1	Carton size mm*mm*mm	Qty/ctn pc	Weight/ctn Kgs
20×1/2"	27.6	19.0	1/2"	16.1	63	41	215x205x305	100	8.9
25×1/2"	33.8	24.0	1/2"	18.5	64.5	35.2	200x160x240	100	10.4
25×3/4"	33.8	24.0	3/4"	15.5	57.6	43	255x215x325	100	12.4
32×1"	43.2	30.9	1"	18.5	64.5	50.2	295x265x365	100	19
50×1 1/2"	64.4	48.9	1 1/2"	23.6	76.6	69.2	300x225x205	36	13.5



ITEM NO: PR028

II FEMALE THREAD BUSH

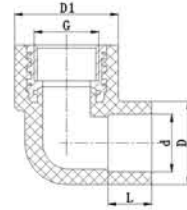
Nom Size	D	d	G	L	H	D1	Carton size mm*mm*mm	Qty/ctn pc	Weight/ctn Kgs
20×1/2"	27.6	19.0	1/2"	15.0	40	41.1	205x165x215	100	6.7
25×1/2"	34.2	24.0	1/2"	15.5	41	35.3	218x155x200	100	6.9
25×3/4"	34.5	24.0	3/4"	16.1	41	43.4	235x195x220	100	12
32×1"	43.2	30.9	1"	18.5	46.5	50.2	300x240x265	100	16
50×1 1/2"	64.4	48.9	1 1/2"	23.6	56.6	69.2	300x225x185	36	9.7



ITEM NO: PR029

II FEMALE THREAD TEE

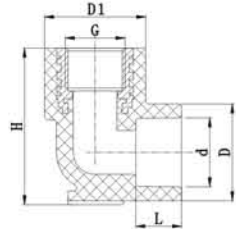
Nom Size	D	d	G	L	H	D1	Carton size mm*mm*mm	Qty/ctn pc	Weight/ctn Kgs
20×1/2"	29	19.0	1/2"	16.1	57.3	38.4	255x205x295	100	8.1
25×1/2"	32.8	24.0	1/2"	15.5	64.2	36.2	190x270x300	100	8.5



ITEM NO: PR031

II FEMALE THREAD ELBOW

Nom Size	D	d	G	L	D1	Carton size mm*mm*mm	Qty/ctn pc	Weight/ctn Kgs
25×3/4"	34.8	24.0	3/4"	18.1	43.4	360x240x210	100	10.8
32×1"	42.6	30.9	1"	18.5	51	395x220x230	100	13.63



ITEM NO: PR032

II FEMALE THREAD ELBOW WITH PLATE

Nom Size	D	d	G	L	H	D1	Carton size mm*mm*mm	Qty/ctn pc	Weight/ctn Kgs
20×1/2"	29	19.0	1/2"	14	50.8	35.6	215x215x295	100	7.8
25×1/2"	34	24.0	1/2"	16.1	55	35.6	255x215x295	100	10.8



ITEM NO: PR034

PPR CUTTER

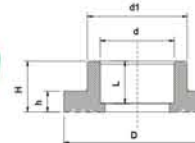
Nom Size	Carton size mm*mm*mm	Qty/ctn pc	Weight/ctn Kgs
20mm-32mm	504x486x217	50.0	26
20mm-63mm	450x440x330	20.0	23.3
20mm-110mm	365x380x325	12.0	22



ITEM NO: PRT04

MALE THREAD TEE

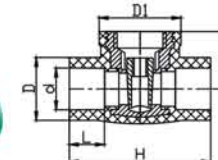
Nom Size	D	d	L	G	H	D1
20×1/2"	27.9	19	16.1	1/2"	56.4	43.5
20×3/4"	27.4	19	16.1	3/4"	62	47
25×1/2"	35.2	24	18.1	1/2"	64.2	44
25×3/4"	35.2	24	18.1	3/4"	64.2	49
32×1/2"	42.6	30.2	20.2	1/2"	70	46.4
32×3/4"	42.6	30.2	20.2	3/4"	76.5	49
32×1"	42.6	30.9	21.2	1"	81.2	65.1



ITEM NO: PR005

SHORT PIPE FOR FLANGE

Nom Size	D	d	d1	L	H	h
40	77.3	38.8	52.6	22.2	26.8	11.4
50	86.6	48.9	66.7	24.3	30	13
63	99.8	61.7	83.1	28.7	33.7	14.3
75	121.6	73.4	99.9	31.5	36.7	16.8
90	140.5	88.8	120.8	36	41.6	18.3
110	166.6	107.5	146.4	42	48.2	20.1



ITEM NO: PRG001

GATE VALVE

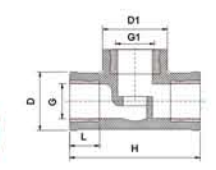
Nom Size	d	D	D1	L	H	H1
20	19.2	28.8	37.5	16.1	64.8	26.3
25	24.2	34	45	18.1	23	32.5
32	31.2	42.4	50	20.1	78	36.4
40	39	52.6	60	22.1	89	45.1
50	49.1	66.1	72	25.1	105	49.9
63	61.9	83.1	85	29.1	129	60



ITEM NO: PR011

STOP VALVE

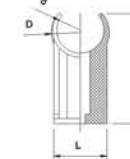
Nom Size	D	d	G	L	H	D1
20	29.0	19	1/2"	16.1	70.7	34.8
25	36.8	24	3/4"	18.1	83	44.7
32	43.4	30.9	3/4"	20.1	86.5	45.2
40	55.6	38.6	1"	22.5	97.4	55.5
50	70.1	48.9	1 1/4"	25.5	121.6	66.3
63	87.1	61.7	1 1/2"	28.7	133.1	74.8
75	103.2	73.4	2 1/4"	32	167.6	98
90	123.6	88.8	2 3/4"	36	201.9	118
110	149.5	107.5	3 1/2"	42	245.6	147



ITEM NO: PR011

STOP VALVE(W/SCREW END)

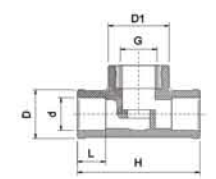
Nom Size	D	G	G1	L	H	D1
20	34.7	1/2"	1/2"	16.1	70.4	35.3
25	40.2	3/4"	3/4"	18.1	83.7	44.6
32	47.4	1"	1"	20.1	87.2	45.9



ITEM NO: PR010

U-PIPE TRACKET

Nom Size	D	d	L	H
20	24	19.5	22	46.8
25	32.8	24.5	29.8	52.4
32	40.5	31.5	37	57
40	50	39.5	40.3	64
50	61.2	49.5	44	69.8
63	77	62.5	60	80



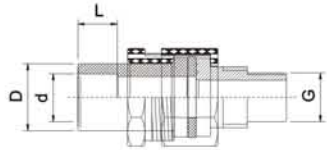
ITEM NO: PR017

I STOP VALVE WITH CROM HANDLE

Nom Size	D	d	G	L	H	D1
20	29.0	19	1/2"	16.1	70.7	34.8
25	36.8	24	3/4"	18.1	83	44.7
32	43.4	30.9	3/4"	20.1	86.5	45.2



ITEM NO: PR009



COMBINING JOINT

Nom Size	D	d	L	G
20	27.4	19	16.1	1/2"
25	34.8	24	18.1	3/4"
32	42.4	30.9	20.1	1"



ITEM NO: PR014

COMPACT BALL VALVE

Nomial diameter D mm					
20	25	32	40	50	63



ITEM NO: PR012

FLANGE SOCKET

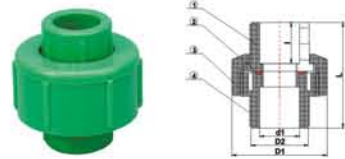
Nomial diameter D mm				
40	50	63	75	110



ITEM NO: PR013

HEAT-FUSED MACHINE HEAT-FUSED JOINT

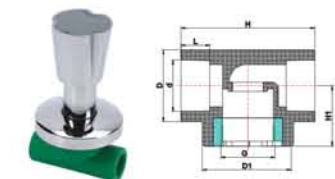
∅ 20-∅ 63	∅ 20	∅ 25
	∅ 32	∅ 40
	∅ 50	∅ 63
∅ 75-∅ 110	∅ 75	∅ 90
	∅ 110	



ITEM NO: PR019

UNION

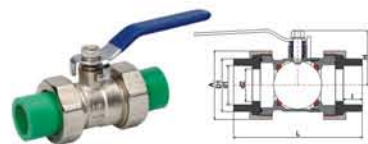
Nom Size	D1	D2	d1	I	L
19/20.8/21.2					
25	57.3	34.8	24/25.2/25.8	24.0	64.2
32	68.2	42.4	30.9/32.6/33	27.4	71.2
40	82.2	52	38.8/40.9	31.0	86.4
50	98.3	61.5	46.9/48.9	34	90.5
63	120	75.8	58.5/61.7	38.6	107.0



ITEM NO: PR018

II STOP VALVE WITH CROME HANDLE

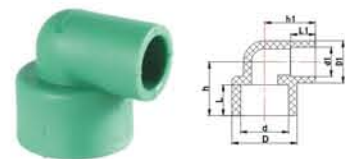
Nom Size	D	d	G	L	H	D1	H1
20 × 3/4"	28	19	3/4"	16	73.6	44.8	29.4
25 × 1"	33.2	24	1"	16.5	80.5	56	35.9
32 × 1"	43.2	30.9	1"	17.3	80.5	53.5	36.4



ITEM NO: PR020

TRUE UNION BALL COCK

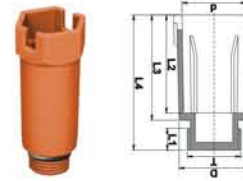
Nom Size	D1	d1	d2	I	L	H	A
20	27.4	19	15	19.0	92.8	37.5	40.5
25	34.8	24	20	19	101.2	45.2	48.4
32	42.4	30.9	26.9	21	114.5	51.7	57.3
40	52.6	38.8	32	22.7	144.1	62	75.1
50	66.1	48.9	42	25.7	175.8	69.8	92.7
63	83	61.7	51	29.7	202.8	86.25	108



ITEM NO: PRR001

REDUCING ELBOW


Nom Size	D	d	D1	d1	L	L1	h	h1
25x20	34.8	24	27.4	19	18.1	16.1	32.8	26.7
32x20	42.4	30.9	27.4	19	20.1	16.1	35	33
32x25	42.4	30.9	34.8	24	20.1	18.1	37	35



ITEM NO: PR021

TESTING CAP (ABS MATERIAL)

Nom Size	D	d	T	L1	L2	L3	L4
1/2"	31.2	28	Tr21x2	11.5	49.1	52.7	68.2
3/4"	35.2	32.3	Tr27x2	11	49.4	53.1	68.2



ITEM NO: PR022

FEMALE BRASS UNION

Nom Size	A	D	d	I	L	G
20 × 1/2"	43.7	27.8	19	16	42.6	1/2"
25 × 3/4"	50.2	34.5	24	17.7	46	3/4"
32 × 1"	59.9	42.5	30.9	19.3	49	1"
40 × 1 1/4"	74.2	52.1	38.8	21	53.5	1 1/4"
50 × 1 1/2"	91.2	65.4	48.9	24	57	1 1/2"
63 × 2"	104	79	61.7	27	63	2"



ITEM NO: PR024

PPR BRIDGE

Nom Size	D1	D	d	I	L1	L
20	32.3	28	19	15.3	27.4	82.3
25	40.7	34.8	24	17.3	32	99.2
32	49.2	43.5	30.9	19.9	40.2	118.4



SOCKET M/F

Nom Size	D1	d1	D	d	L1	H
25x20	27.4	19	25	17	16.1	40
20X16	21.8	15	27.4	19	14.5	34.4
25X16	21.8	15	34.8	24	14.5	37.3
32X16	21.8	15	42.4	30.9	14.5	41



ITEM NO: PR023

MALE THREAD UNION

Nom Size	A	D	d	I	L	G
20 × 1/2"	39.3	26.4	19	16	53.6	1/2"
25 × 3/4"	50.2	34.5	24	17.7	59.7	3/4"
32 × 1"	59.9	42.5	30.9	19.3	67	1"
40 × 1 1/4"	74.2	52.1	38.8	21	73	1 1/4"
50 × 1 1/2"	91.2	65.4	48.9	24	80.5	1 1/2"
63 × 2"	104	79	61.7	27	89.2	2"



ITEM NO: PR026

THREAD PLUG

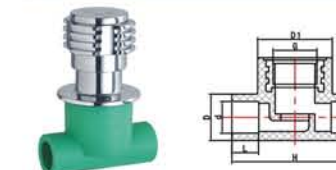
Nom Size	D	d	L	H	G
1/2"	27.3	11.8	12.3	27.9	1/2"
3/4"	32.6	16.5	12.8	30.7	3/4"
1"	39.4	24.5	13.7	26.2	1"



ITEM NO: PR025

BRIDGE II

Nom Size	D	d	d1	d2	L	H	A
20	27.4	19	14.6	22.8	16.1	190	27.8



ITEM NO: PRD001

III STOP VALVE

Nom Size	D	d	L	H	D1	G
20	28	19	16.1	76.2	45	3/4"
25	35.5	24	18.1	81	46	3/4"



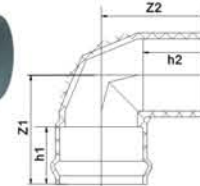
ITEM NO: PRV001

PPR DOUBLE FEMALE THREAD ELBOW WITH PLATE

Nom Size	D	d	D1	G	H1	H2	H	L1	L2
20 × 1/2"	29.8	19	39	1/2"	10.5	18	52.5	150	224.7
25 × 1/2"	36	24	39	1/2"	11.6	21	58	150	231.2

PVC PRESSURE FITTINGS WITH GASKET

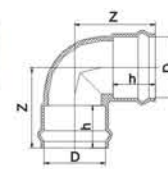
PVC PRESSURE FITTINGS WITH GASKET



ITEM NO:GP001

ONE FAUCET ONE INSERT 90° ELBOW

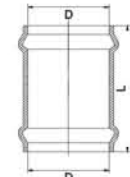
Spec	Z1	Z2	h1	h2
225	312	296	166	170
250	337.5	340	182	178
315	393	378	198	222



ITEM NO:GP002

TWO FAUCET 90° ELBOW

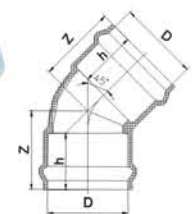
Spec D	Z	h
63	112	76
75	123	81.5
90	165	114
110	190	122
160	229	142
200	266	153
225	312	163
250	338	177
315	393	198
355	393	206



ITEM NO:GP016

TWO FAUCET COUPLING

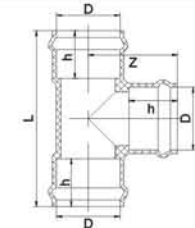
Spec D	L
63	156
75	170
90	235
110	266
160	310
200	338
225	360
250	385
315	460
355	460



ITEM NO:GP004

TWO FAUCET 45° ELBOW

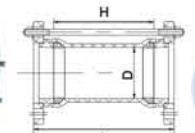
Spec D	Z	h
63	92	76
75	103.5	81.5
90	136	114
110	162.5	122
160	183	141.5
200	210	155
225	222	166
250	248	180
315	298	195
355	292	205



ITEM NO:GP005

THREE FAUCET REGULAR TEE

Spec D	L	h	Z
63	224	76	112
75	245	81.5	122.5
90	330	115	165
110	410	122	206
160	473	141.5	238
200	560	152	280
225	615	166	308
250	666	176	333
315	780	198	390
355	786	206	393

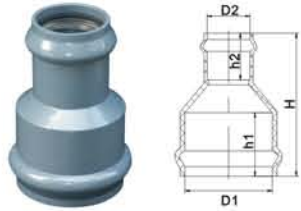


ITEM NO:GP021

REPAIRING JOINT

Spec D	L	H
110	305	221
160	365	252
200	410	290
225	—	315
250	430	335
315	—	390


PVC PRESSURE FITTINGS WITH GASKET



ITEM NO:GP015

TWO FAUCET REDUCER

Spec D1xD2	H	h1	h2
90x63	210	115	76
90x75	212	115	81.5
110x63	230	122	76
110x90	255	123	116
160x110	305	140	122
200x110	324	156	122
200x160	325	155	140
225x110	362	160	122
225x160	355	160	140
225x200	355	160	155
250x110	388	175	122
250x160	375	175	140
250x200	372	175	155
250x225	375	175	165
315x160	431	195	140
315x200	430	195	155
315x250	435	195	182
355x200	455	205	155
355x315	438	205	198



ITEM NO:GP022

SADDLE PIN JOINT WITH COOPER SCREW

Spec D	L	L1	Rp	No. size and length of nuts
90	313	260	1/2"	12-M10x70
110	340	280	1/2"	12-M12x70
125	345	284	1/2"	12-M12x70
140	347	286	1/2"	12-M12x70
160	382	320	1/2"	14-M12x80
200	462	400	1/2"	16-M12x80
225	462	400	1/2"	16-M12x80
250	494	430	1/2"	18-M12x90
315	525	450	1/2"	18-M12x90
355	545	470	1/2"	18-M16x100
400	575	500	1/2"	20-M16x100



ITEM NO:GP017

FAUCET FLANGE

Spec D	d1	d2	H	H1	L	Φ	n
63	125	165	88	16	76	17.5	4
75	145	185	92	16	81.5	17.5	4
90	160	200	122	20.5	113.5	17.5	8
110	180	225	148.5	21	124	17.5	8
160	240	285	154	24.5	142	22	8
200	295	336	167.5	27	153	22	8
225	295	340	173.5	31	163	22	8
250	350	395	188	33	177	22	12
315	400	445	215	36.5	199	22	12
355	445-460	505	225	38	209	22	16
400	495-515	565	247.5	41.5	227.5	26	16



ITEM NO:GP018

INSERT FLANGE

Spec D	d1	d2	H	L	L1	Φ	n
63	125	165	110	80	16	17.5	4
75	145	185	113	85	16	17.5	4
90	160	200	153	115	20	17.5	8
110	180	225	167	125	21	17.5	8
160	240	285	196	146	25	22	8
200	295	338	215	166	32	22	8
225	295	340	226.5	170	31	22	8
250	350	395	257.5	180	33	22	12
315	400	445	297.5	200	36.5	22	12
400	495-515	565	303	235	41.5	26	16



ITEM NO:GP003

TWO FAUCET 22.5° ELBOW

Spec D	Z	h
110	152	122
160	166	140.5
200	190	155
225	191	166
250	224	180
315	268	198



PVC-U INSULATING ELECTRICAL PIPES & FITTINGS



ITEM NO:ED001

PIPES

External diameter (mm)	Model				
	16	20	25	32	40
Middle type	16	20	25	32	40
Light type	16	20	25	32	40



ITEM NO:ED003

ELBOW

Model		mm		
16	20	25	32	40



ITEM NO:ED005

TEE

Model		mm		
16	20	25	32	40



ITEM NO:ED002

INSPECTION ELBOW

Model		mm	
20	25	32	



ITEM NO:ED008

REDUCING COUPLING

Model		mm	
20x16	25x20	32x25	32x20



ITEM NO:ED004

INSPECTION TEE

Model		mm	
20	25	32	



ITEM NO:ED006

SCREWED CONVERTERS

Model		mm	
16	20	25	32



ITEM NO:ED007

COUPLING

Model		mm		
16	20	25	32	40



ITEM NO:ED009

OCTAGON OUTLET BOX

Model		mm	
75x75x50			



ITEM NO:ED011

TWO WAY CIRCULAR BOX

Model		mm	
16	20	25	



ITEM NO:ED022

INLET BOX

Model		mm	
16x86x45			



ITEM NO:ED010

ONE WAY CIRCULAR BOX

Model		mm	
16	20	25	



ITEM NO:ED012

THREE WAY CIRCULAR BOX

Model		mm	
16	20	25	



ITEM NO:ED013

FOUR WAY CIRCULAR BOX

Model		mm	
16	20	25	



ITEM NO:ED015

CIRCULAR PROTECTOR COVER

Model		mm	
65			



ITEM NO:ED017

TWO WAY EXTENSION RING

Model		mm	
20	25		



ITEM NO:ED020

ANGLE EXTENSION RING

Model		mm	
20	25		



ITEM NO:ED014

ANGLE CIRCULAR BOX

Model		mm	
16	20	25	



ITEM NO:ED016

ONE WAY EXTENSION RING

Model		mm	
20	25		



ITEM NO:ED018

THREE WAY EXTENSION RING

Model		mm	
20	25		



ITEM NO:ED019

FOUR WAY EXTENSION RING

Model		mm	
20	25		



ITEM NO:ED021

PIPE TRACKET

Model		mm		
16	20	25	32	40



ITEM NO:ED023

OUTLET BOX

Model		mm	
75x75x65			

PVC Industrial,Low VOC grade

For domestic or industrial PVC piping system. Such as: membrane, drinking water,water processing facilities, industrial piping system, stadium, irrigation and ventilation system industry.

	Product code	PVC L-5023
	Color	Clear
	Viscosity	Medium Bodied
	Max VOC	< 510ml/L(Low VOC)
	Shelf life	3Years
	Max Pipe Size	DN 300
	Package	946ml/473ml/237ml/118ml
	Standards :	ASTM D-2564 QB/T2568-2002
Specially recommended field	Compared with 5023, L-5023 has the same excellent adhesive bonding technology but less volatility of organic compounds, which is more environmental friendly.	
	Product code	PVC L-5125
	Color	Gray
	Viscosity	Heavy Bodied
	Max VOC	< 510ml/L(Low VOC)
	Shelf life	3Years
	Max Pipe Size	DN 300
	Package	946ml/473ml/237ml/118ml
	Standards :	ASTM D-2564 QB/T2568-2002
Specially recommended field	Compared with 5125, L-5125 has the same excellent adhesive bonding technology but less volatility of organic compounds, which is more environmental friendly.	

PVC Industrial,Domestic grade

For industrial and domestic piping system, such as the super - filters film, drinking water, water treatment equipment, industrial piping system, ground, irrigation and ventilating system

	Product code	PVC 5023
	Color	Clear
	Viscosity	Medium Bodied
	Max VOC	<600g/L
	Shelf life	3Years
	Max Pipe Size	DN 300
	Package	946ml/473ml/237ml/118ml
	Standards :	ASTM D-2564 QB/T2568-2002
Specially recommended field	Water treatment equipment, membrane industry swimming pool and SPA bathtub	
	Product code	PVC 5125
	Color	Gray
	Viscosity	Heavy Bodied
	Max VOC	<600g/L
	Shelf life	3Years
	Max Pipe Size	DN 300
	Package	946ml/473ml/237ml/118ml
	Standards :	ASTM D-2564 QB/T2568-2002
Specially recommended field	Water treatment equipment, industrial piping system	

CPVC Industrial,Domestic grade

For industrial and domestic cpvc piping system, Acid and Alkali proof PVC, CPVC piping system, esp.Hypochlorite Mineral salt Etc, also for CPVC hot and cold liquid transportation. According with ASTM Heat-resistant*82 C (180 F)

	Product code	CPVC 8213
	Color	Yellow
	Viscosity	Medium Bodied
	Max VOC	490g/L(Low VOC)
	Shelf life	2Years
	Max Pipe Size	DN 200
	Package	946ml/473ml/237ml/118ml
	Standards :	ASTM D-2846 F-493
Specially recommended field	hotel, spring, hospital, family cpvc hot and cold water transportation	
	Product code	CPVC 8125
	Color	
	Viscosity	Heavy Bodied
	Max VOC	490g/L(Low VOC)
	Shelf life	2Years
	Max Pipe Size	DN 300
	Package	946ml/473ml/237ml/118ml
	Standards :	ASTM F-493
Specially recommended field	Chemical industry,industry CPVC/UPVC acid proof alkali proof,esp. hypochlorite,high temperature liquid transportation system.	

PVC General Industrial,Domestic grade

For general industrial, domestic PVC-U, PVC-M, PVC-O piping system, such as drinking water, industry, Municipal drain network, ground, agriculture irrigation, and drainage piping system.

	Product code	PVC 3011
	Color	Clear
	Viscosity	Medium Bodied
	Max VOC	<600g/L
	Shelf life	3Years
	Max Pipe Size	DN 200
	Package	946ml/473ml/237ml/118ml
	Standards :	ASTM D-2564 QB/T2568-2002
Specially recommended field	drinking water, agriculture irrigation, swimming pool, sanitary and golf ground.	
	Product code	PVC L-5727
	Color	Gray/White
	Viscosity	Ultra heavy bodied
	Max VOC	510g/L(Low VOC)
	Shelf life	3 Years
	Max Pipe Size	DN 750
	Package	3785ml/946ml
	Standards :	ASTM D-2564 QB/T2568-2002
Specially recommended field	Ultrahigh Viscosity Grey/White pipe cement.	

PVC Specialty Type

Special type of glue is mainly applied in the special industry and occasion. Such as: Biological medicine production, Medical studies, Electrical researches etc which requires high level of clean water piping system, low temperature condition that needs to dry quickly.

	Product code	PVC 6353
	Color	Bule
	Viscosity	Medium Body
	Max VOC	<600ml/L
	Shelf life	3Years
	Max Pipe Size	DN 200
	Package	946ml/473ml/237ml/118ml
Standards :	ASTM D-2564 QB/T2568-2002	
Specially recommended field	6353 glue can dry quickly and make the colour lighter. For swimming pool piping system, SPA massage bathtub and other hard or soft PVC piping system of Sanitary industry.	

PVC/CPVC/ABS Industrial, Domestic grade

ERA experts suggest it is used for CPVC, PVC, ABS with the diameter more than 2 inch before bonding, to increase the adhesive strength and ensure the adhesive system.

	Product code	Primer 1030
	Color	Clear
	Viscosity	Water Thin
	Max VOC	<550g/L(Low VOC)
	Shelf life	3Years
	Max Pipe Size	For all sizes
	Package	946ml/473ml/237ml/118ml
Standards :	ASTM F-656	
Specially recommended field	Industrial, High-pressure managing system, regular temperature, humid environment or regular construction conditions.	





	Product code	Primer 1050
	Color	Clear
	Viscosity	Water Thin
	Max VOC	<550g/L(Low VOC)
	Shelf life	3Years
	Max Pipe Size	For all sizes
	Package	946ml/473ml/237ml/118ml
Standards :	ASTM F-656	
Specially recommended field	Industrial, High-pressure managing system, low temperature, humid environment or bad construction conditions.	

PVC/CPVC/ABS Industrial, Domestic grade

ERA Expert suggest it is used for CPVC, PVC, ABS with all size pipe before using, especially for the dirty pipe surface contaminated with oil, filth and dirt that can not be cleaned with water.

	Product code	Cleaner 1020
	Color	Clear
	Viscosity	Water Thin
	Max VOC	<550g/L(Low VOC)
	Shelf life	3Years
	Max Pipe Size	For all sizes
	Package	946ml/473ml
Standards :	None	

DRAIN COVER DESIGN



STAINLESS STEEL FLOOR DRAIN



STAINLESS STEEL FLOOR DRAIN



STAINLESS STEEL FLOOR DRAIN

ERA1027-9

ERA1028

ERA1027

Technical drawings for ERA1027-9, ERA1028, and ERA1027 show dimensions: length 300-1200, width 100, and outlet diameter Ø43 or Ø69. ERA1027-9 also shows a grate detail.

STAINLESS STEEL FLOOR DRAIN

ERA1026-2

ERA1026-3

ERA1026-1

ERA1029

ERA1029-1

ERA1030

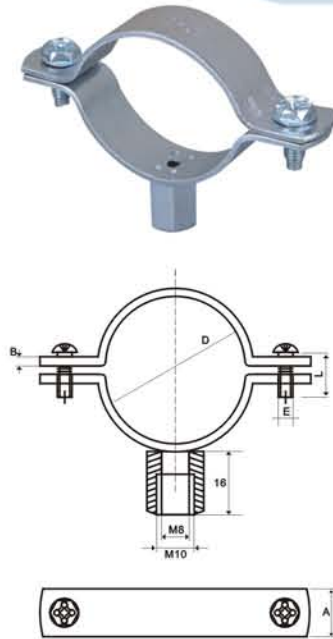
Technical drawings for ERA1026 series show square dimensions: 150x150, 200x200, and 300x300. ERA1026-1 shows a grate detail with dimensions 150x150, 200x200, and 300x300. ERA1029 series show triangular dimensions: 300x300, 250x250, and 150x150. ERA1030 shows a triangular grate detail with dimensions 150x150, 200x200, and 300x300.

METAL CLAMPS

Welding Type Clamps M8+10 Without Rubber

- Material: iron sheet
- Both closed

ITEM NO: CLR001



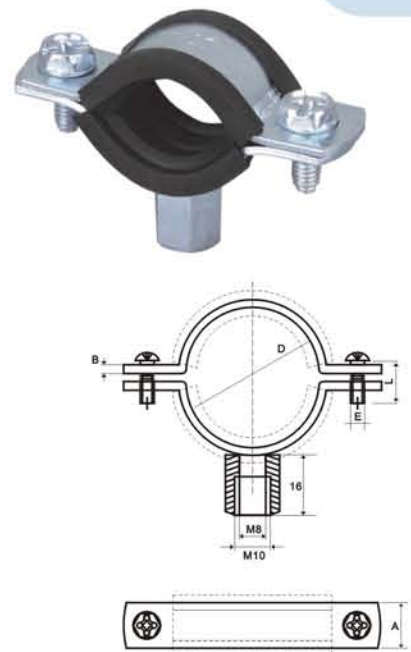
∅(mm)	D(mm)	INCH	A*B(mm)
18	15-19	3/8"	20*(1.8~2.0)
22	20-25	1/2"	20*(1.8~2.0)
28	26-30	3/4"	20*(1.8~2.0)
35	32-36	1"	20*(1.8~2.0)
40	38-43	1 1/4"	20*(1.8~2.0)
48	47-51	1 1/2"	20*(1.8~2.0)
54	53-58		20*(1.8~2.0)
60	60-64	2"	20*(1.8~2.0)
70	68-72		20*(1.8~2.0)
75	75-80	2 1/2"	20*(1.8~2.0)
83	80-86		20*(1.8~2.0)
90	87-92	3"	20*(1.8~2.0)
100	99-105	3 1/2"	20*(1.8~2.0)
110	107-112		20*(1.8~2.0)
115	113-118	4"	20*(1.8~2.0)
125	125-130		20*(1.8~2.0)
133	132-137		20*(1.8~2.0)
140	136-142	5"	20*(1.8~2.0)
160	159-166	6"	20*(1.8~2.0)
200	200-212		20*(1.8~2.0)

D	E*L
18-75	M6*15
83-200	M6*20

Welding Type Clamps M8+10 With Rubber

- Material: iron sheet
- The rubber thickness: 4.0mm
- Both closed

ITEM NO: CLR002



∅(mm)	D(mm)	INCH	A*B(mm)
18	15-19	3/8"	20*(1.8~2.0)
22	20-25	1/2"	20*(1.8~2.0)
28	26-30	3/4"	20*(1.8~2.0)
35	32-36	1"	20*(1.8~2.0)
40	38-43	1 1/4"	20*(1.8~2.0)
48	47-51	1 1/2"	20*(1.8~2.0)
54	53-58		20*(1.8~2.0)
60	60-64	2"	20*(1.8~2.0)
70	68-72		20*(1.8~2.0)
75	75-80	2 1/2"	20*(1.8~2.0)
83	80-86		20*(1.8~2.0)
90	87-92	3"	20*(1.8~2.0)
100	99-105	3 1/2"	20*(1.8~2.0)
110	107-112		20*(1.8~2.0)
115	113-118	4"	20*(1.8~2.0)
125	125-130		20*(1.8~2.0)
133	132-137		20*(1.8~2.0)
140	136-142	5"	20*(1.8~2.0)
160	159-166	6"	20*(1.8~2.0)
200	200-212		20*(1.8~2.0)

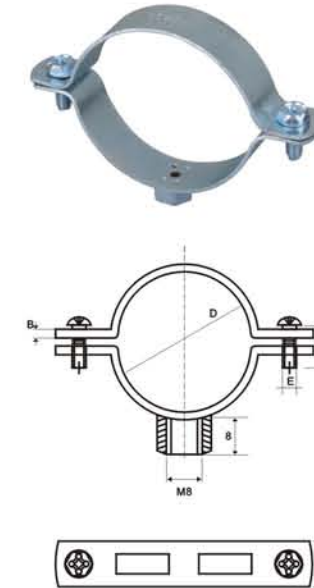
D	E*L
18-75	M6*15
83-200	M6*20

METAL CLAMPS

Welding Type Clamps M8 Without Rubber

- Material: iron sheet
- Both closed
- Dia of the middle nut is M8
- ∅18-70: The surface is flat
- ∅75-200: The surface has a bone

ITEM NO: CLR003



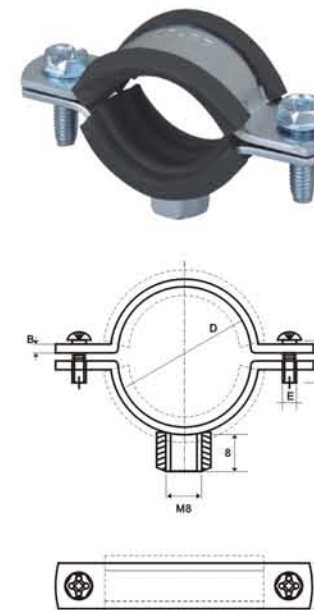
∅(mm)	D(mm)	INCH	A*B(mm)
18	15-19	3/8"	20*(1.3~1.5)
22	20-25	1/2"	20*(1.3~1.5)
28	26-30	3/4"	20*(1.3~1.5)
35	32-36	1"	20*(1.3~1.5)
40	38-43	1 1/4"	20*(1.3~1.5)
48	47-51	1 1/2"	20*(1.3~1.5)
54	53-58		20*(1.3~1.5)
60	60-64	2"	20*(1.3~1.5)
70	68-72		20*(1.3~1.5)
75	75-80	2 1/2"	20*(1.3~1.5)
83	80-86		20*(1.3~1.5)
90	87-92	3"	20*(1.3~1.5)
100	99-105	3 1/2"	20*(1.3~1.5)
110	107-112		20*(1.3~1.5)
115	113-118	4"	20*(1.3~1.5)
125	125-130		20*(1.3~1.5)
133	132-137		20*(1.3~1.5)
140	136-142	5"	20*(1.3~1.5)
160	159-166	6"	20*(1.3~1.5)
200	200-212		20*(1.3~1.5)

D	E*L
18-75	M6*15
83-200	M6*20

Welding Type Clamps M8 With Rubber

- Material: iron sheet
- Rubber thickness: 4mm
- Both closed
- The dia of the middle nut is M8
- ∅18-70: The surface is flat
- ∅75-200: The surface has a bone

ITEM NO: CLR004



∅(mm)	D(mm)	INCH	A*B(mm)
18	15-19	3/8"	20*(1.3~1.5)
22	20-25	1/2"	20*(1.3~1.5)
28	26-30	3/4"	20*(1.3~1.5)
35	32-36	1"	20*(1.3~1.5)
40	38-43	1 1/4"	20*(1.3~1.5)
48	47-51	1 1/2"	20*(1.3~1.5)
54	53-58		20*(1.3~1.5)
60	60-64	2"	20*(1.3~1.5)
70	68-72		20*(1.3~1.5)
75	75-80	2 1/2"	20*(1.3~1.5)
83	80-86		20*(1.3~1.5)
90	87-92	3"	20*(1.3~1.5)
100	99-105	3 1/2"	20*(1.3~1.5)
110	107-112		20*(1.3~1.5)
115	113-118	4"	20*(1.3~1.5)
125	125-130		20*(1.3~1.5)
133	132-137		20*(1.3~1.5)
140	136-142	5"	20*(1.3~1.5)
160	159-166	6"	20*(1.3~1.5)
200	200-212		20*(1.3~1.5)

D	E*L
18-75	M6*15
83-200	M6*20

METAL CLAMPS



ITEM NO: HJA-4

AMERICAN TYPE HOSE CLAMP STEEL COATED WITH ZINC

Nom Size	Item	Width	Thickness	Nom Size	Item	Width	Thickness
1/2"		6-13mm	8mm	3-1/4"		59-82mm	12.7mm
5/8"		6-16mm	8mm	3-1/2"		65-89mm	12.7mm
3/4"		11-20mm	8mm	3-3/4"		72-95mm	12.7mm
7/8"		13-23mm	8mm	4"		78-101mm	12.7mm
1"		16-25mm	8mm	4-1/4"		84-108mm	12.7mm
1-1/16"		14-27mm	8mm	4-1/2"		91-114mm	12.7mm
1-1/4"		18-32mm	8mm	4-3/4"		95-120mm	12.7mm
1 1/2"		21-38mm	8mm	5"		105-127mm	12.7mm
1-1/16"		14-27mm	12.7mm	5-1/4"		110-134mm	12.7mm
1-1/4"		18-32mm	12.7mm	5-1/2"		118-140mm	12.7mm
1-1/2"		21-38mm	12.7mm	5-3/4"		125-146mm	12.7mm
1-3/4"		21-44mm	12.7mm	6"		130-152mm	12.7mm
2"		27-51mm	12.7mm	6 1/4"		133-159mm	12.7mm
2-1/4"		33-57mm	12.7mm	6-1/2"		143-165mm	12.7mm
2-1/2"		40-63mm	12.7mm	6 3/4"		146-171mm	12.7mm
2-3/4"		46-70mm	12.7mm	7"		155-178mm	12.7mm
3"		52-76mm	12.7mm				



ITEM NO: HJA-1

AMERICAN TYPE HOSE CLAMP STAINLESS STEEL

Nom Size	Item	Width	Thickness	Nom Size	Item	Width	Thickness
1/2"		6-13mm	8mm	2-3/4"		51-70mm	12.7mm
5/8"		6-16mm	8mm	3		64-76mm	12.7mm
3/4"		11-20mm	8mm	3-1/2"		70-89mm	12.7mm
7/8"		13-23mm	8mm	3-3/4"		76-92mm	12.7mm
1"		16-25mm	8mm	4		80-100mm	12.7mm
1-1/16"		14-27mm	8mm	4-1/2"		90-110mm	12.7mm
1-1/4"		18-32mm	8mm	5		100-120mm	12.7mm
1-1/2"		21-38mm	8mm	5-1/4"		110-130mm	12.7mm
3/4"		12-20mm	12.7mm	5-1/2"		120-140mm	12.7mm
7/8		11-23mm	12.7mm	6		130-150mm	12.7mm
1		16-25mm	12.7mm	6-1/4"		140-160mm	12.7mm
1-1/16		16-27mm	12.7mm	6-3/4"		150-170mm	12.7mm
1-1/4		16-30mm	12.7mm	7		160-180mm	12.7mm
1-1/4		22-32mm	12.7mm	7-1/2"		170-190mm	12.7mm
1-1/2		25-38mm	12.7mm	7-3/4"		180-200mm	12.7mm
1-3/4		33-44mm	12.7mm	9-4/5		200-250mm	12.7mm
2		27-51mm	12.7mm	11-4/5		150-300	12.7mm
2-1/4		38-57mm	12.7mm	13-4/5		300-350	12.7mm
2-1/2		44-64mm	12.7mm	15-3/4		350-400	12.7mm

METAL CLAMPS



ITEM NO: HGP-1

POWEVER TYPE HOSE CLAMP STEEL COATED WITH ZINC

Nom Size	Item	Thickness&width	Bolt	Nom Size	Item	Thickness&width	Bolt
	17-19mm	0.6x18	M5		98-103mm	0.8x24	M8
	20-22mm	0.6x18	M5		104-112mm	0.8x24	M8
	23-25mm	0.6x18	M5		113-121mm	0.8x24	M8
	26-28mm	0.6x18	M5		122-130mm	0.8x24	M8
	29-31mm	0.6x20	M6		131-139mm	1.0*26	M10
	32-35mm	0.6x20	M6		140-148mm	1.0*26	M10
	36-39mm	0.6x20	M6		149-161mm	1.0*26	M10
	40-43mm	0.6x20	M6		162-174mm	1.0*26	M10
	44-47mm	0.8x22	M6		175-187mm	1.0*26	M10
	48-51mm	0.8x22	M6		188-200mm	1.0*26	M10
	52-55mm	0.8x22	M6		201-213mm	1.0*26	M10
	56-59mm	0.8x22	M6		214-226mm	1.0*26	M10
	60-63mm	0.8x22	M6		227-239mm	1.0*26	M10
	64-67mm	0.8x22	M6		240-252mm	1.0*26	M10
	68-73mm	0.8x24	M8		253-265	1.0*26	M10
	74-79mm	0.8x24	M8		266-278	1.0*26	M10
	80-85mm	0.8x24	M8		279-291	1.0*26	M10
	86-91mm	0.8x24	M8		292-304	1.0*26	M10
	92-97mm	0.8x24	M8				



ITEM NO: HGP-2

POWEVER TYPE HOSE CLAMP STAINLESS STEEL

Nom Size	Item	Thickness&width	Bolt	Nom Size	Item	Thickness&width	Bolt
	17-19mm	0.6x18	M5		86-91mm	0.8x24	M8
	20-22mm	0.6x18	M5		92-97mm	0.8x24	M8
	23-25mm	0.6x18	M5		98-103mm	0.8x24	M8
	26-28mm	0.6x18	M5		104-112mm	0.8x24	M8
	29-31mm	0.6x20	M6		113-121mm	0.8x24	M8
	32-35mm	0.6x20	M6		122-130mm	0.8x24	M8
	36-39mm	0.6x20	M6		131-139mm	1.0x26	M10
	40-43mm	0.6x20	M6		140-148mm	1.0x26	M10
	44-47mm	0.8x22	M6		149-161mm	1.0x26	M10
	48-51mm	0.8x22	M6		162-174mm	1.0x26	M10
	52-55mm	0.8x22	M6		175-187mm	1.0x26	M10
	56-59mm	0.8x22	M6		188-200mm	1.0x26	M10
	60-63mm	0.8x22	M6		201-213mm	1.0x26	M10
	64-67mm	0.8x22	M6		214-226mm	1.0x26	M10
	68-73mm	0.8x24	M8		227-239mm	1.0x26	M10
	74-79mm	0.8x24	M8		240-252mm	1.0x26	M10
	80-85mm	0.8x24	M8				

METAL CLAMPS



ITEM NO: HGG-1

GERMANY HOSE CLAMP STAINLESS STEEL

Nom Size	Item	Width	Thickness	Nom Size	Item	Width	Thickness
	8-12mm	9mm	0.65mm		16-25mm	12mm	0.65mm
	10-16mm	9mm	0.65mm		20-32mm	12mm	0.65mm
	12-20mm	9mm	0.65mm		25-40mm	12mm	0.65mm
	16-27mm	9mm	0.65mm		32-50mm	12mm	0.65mm
	20-32mm	9mm	0.65mm		40-60mm	12mm	0.65mm
	25-40mm	9mm	0.65mm		50-70mm	12mm	0.65mm
	32-50mm	9mm	0.65mm		60-80mm	12mm	0.65mm
	40-60mm	9mm	0.65mm		70-90mm	12mm	0.65mm
	50-70mm	9mm	0.65mm		80-100mm	12mm	0.65mm
	60-80mm	9mm	0.65mm		90-110mm	12mm	0.65mm
	70-90mm	9mm	0.65mm		100-120mm	12mm	0.65mm
	80-100mm	9mm	0.65mm		110-130mm	12mm	0.65mm
	90-110mm	9mm	0.65mm		120-140mm	12mm	0.65mm
	100-120mm	9mm	0.65mm		130-150mm	12mm	0.65mm
	110-130mm	9mm	0.65mm		140-160mm	12mm	0.65mm
	120-140mm	9mm	0.65mm		150-170mm	12mm	0.65mm
	130-150mm	9mm	0.65mm		160-180mm	12mm	0.65mm
	140-160mm	9mm	0.65mm		170-190mm	12mm	0.65mm
	10-16mm	12mm	0.65mm		180-200mm	12mm	0.65mm
	12-20mm	12mm	0.65mm				



ITEM NO: HGP-1

T-BOLT HOSE CLAMP

Nom Size	Item	Thickness&width	Nom Size	Item	Thickness&width
	27mm	0.6x19		84mm	0.6x19
	30mm	0.6x19		90mm	0.6x19
	33mm	0.6x19		96mm	0.6x19
	36mm	0.6x19		103mm	0.6x19
	40mm	0.6x19		109mm	0.6x19
	44mm	0.6x19		114mm	0.6x19
	48mm	0.6x19		120mm	0.6x19
	52mm	0.6x19		128mm	0.6x19
	57mm	0.6x19		136mm	0.6x19
	62mm	0.6x19		144mm	0.6x19
	67mm	0.6x19		154mm	0.6x19
	72mm	0.6x19		164mm	0.6x19
	78mm	0.6x19			

METAL CLAMPS



ITEM NO: HGA-23

GERMANY HOSE CLAMP STEEL COATED WITH ZINC

Nom Size	Item	Width	Thickness	Nom Size	Item	Width	Thickness
	8-12mm	9mm	0.75mm		16-25mm	12mm	0.75mm
	10-16mm	9mm	0.75mm		20-32mm	12mm	0.75mm
	12-20mm	9mm	0.75mm		25-40mm	12mm	0.75mm
	16-27mm	9mm	0.75mm		32-50mm	12mm	0.75mm
	20-32mm	9mm	0.75mm		40-60mm	12mm	0.75mm
	25-40mm	9mm	0.75mm		50-70mm	12mm	0.75mm
	32-50mm	9mm	0.75mm		60-80mm	12mm	0.75mm
	40-60mm	9mm	0.75mm		70-90mm	12mm	0.75mm
	50-70mm	9mm	0.75mm		80-100mm	12mm	0.75mm
	60-80mm	9mm	0.75mm		90-110mm	12mm	0.75mm
	70-90mm	9mm	0.75mm		100-120mm	12mm	0.75mm
	80-100mm	9mm	0.75mm		110-130mm	12mm	0.75mm
	90-110mm	9mm	0.75mm		120-140mm	12mm	0.75mm
	100-120mm	9mm	0.75mm		130-150mm	12mm	0.75mm
	110-130mm	9mm	0.75mm		140-160mm	12mm	0.75mm
	120-140mm	9mm	0.75mm		150-170mm	12mm	0.75mm
	130-150mm	9mm	0.75mm		160-180mm	12mm	0.75mm
	140-160mm	9mm	0.75mm		170-190mm	12mm	0.75mm
	10-16mm	12mm	0.75mm		180-200mm	12mm	0.75mm
	12-20mm	12mm	0.75mm				

METAL CLAMPS



ITEM NO: HGS-5

PEX SS CLAMPS/SINGLE EAR CLAMP

Nom Size	Item	Width	Thickness	Nom Size	Item	Width	Thickness
5.5-6.5mm		5mm	0.5mm	43.8-47.0mm		7mm	0.6mm
5.8-7.0mm		5mm	0.5mm	45.3-48.5mm		7mm	0.6mm
6.8-8.0mm		5mm	0.5mm	46.8-50.0mm		7mm	0.6mm
7-8.7mm		5mm	0.5mm	48.3-51.5mm		7mm	0.6mm
7.3-9.0mm		5mm	0.5mm	49.8-53.0mm		7mm	0.6mm
7.8-9.5mm		5mm	0.5mm	51.3-54.5mm		7mm	0.6mm
8.3-10.0mm		5mm	0.5mm	52.8-56.0mm		7mm	0.6mm
8.8-10.5mm		5mm	0.5mm	54.3-57.5mm		7mm	0.6mm
9.2-10.9mm		5mm	0.5mm	55.8-59.0mm		7mm	0.6mm
9.6-11.3mm		5mm	0.5mm	57.3-60.5mm		7mm	0.6mm
10.1-11.8mm		5mm	0.5mm	58.8-62.0mm		7mm	0.6mm
9.4-11.9mm		7mm	0.6mm	60.3-63.5mm		7mm	0.6mm
9.8-12.3mm		7mm	0.6mm	61.8-65.0mm		7mm	0.6mm
10.3-12.8mm		7mm	0.6mm	63.3-66.5mm		7mm	0.6mm
10.8-13.3mm		7mm	0.6mm	64.8-68.0mm		7mm	0.6mm
11.3-13.8mm		7mm	0.6mm	66.3-69.5mm		7mm	0.6mm
11.5-14.0mm		7mm	0.6mm	67.8-71.0mm		7mm	0.6mm
12-14.5mm		7mm	0.6mm	69.3-72.5mm		7mm	0.6mm
12.3-14.8mm		7mm	0.6mm	70.8-74.0mm		7mm	0.6mm
12.8-15.3mm		7mm	0.6mm	72.3-75.5mm		7mm	0.6mm
13.2-15.7mm		7mm	0.6mm	73.8-77.0mm		7mm	0.6mm
13.7-16.2mm		7mm	0.6mm	75.3-78.5mm		7mm	0.6mm
14.1-16.6mm		7mm	0.6mm	76.8-80.0mm		7mm	0.6mm
14.3-16.8mm		7mm	0.6mm	78.3-81.5mm		7mm	0.6mm
14.5-17.0mm		7mm	0.6mm	79.8-83.0mm		7mm	0.6mm
15-17.5mm		7mm	0.6mm	81.3-84.5mm		7mm	0.6mm
14.6-17.8mm		7mm	0.6mm	82.8-86.0mm		7mm	0.6mm
14.8-18.0mm		7mm	0.6mm	84.3-87.5mm		7mm	0.6mm
15.3-18.5mm		7mm	0.6mm	85.8-89.0mm		7mm	0.6mm
16-19.2mm		7mm	0.6mm	87.3-90.5mm		7mm	0.6mm
16.6-19.8mm		7mm	0.6mm	88.8-92.0mm		7mm	0.6mm
17.8-21.0mm		7mm	0.6mm	90.3-93.5mm		7mm	0.6mm
19.4-22.6mm		7mm	0.6mm	91.8-95.0mm		7mm	0.6mm
20.3-23.5mm		7mm	0.6mm	93.3-96.5mm		7mm	0.6mm
20.9-24.1mm		7mm	0.6mm	94.8-98.0mm		7mm	0.6mm
22.4-25.6mm		7mm	0.6mm	96.3-99.5mm		7mm	0.6mm
23.9-27.1mm		7mm	0.6mm	97.8-101.0mm		7mm	0.6mm
25.4-28.6mm		7mm	0.6mm	99.3-102.5mm		7mm	0.6mm
26.9-30.1mm		7mm	0.6mm	100.8-104.0mm		7mm	0.6mm
27.6-30.8mm		7mm	0.6mm	102.3-105.5mm		7mm	0.6mm
28.4-31.6mm		7mm	0.6mm	103.8-107.0mm		7mm	0.6mm
29.9-33.1mm		7mm	0.6mm	105.3-108.5mm		7mm	0.6mm
31.4-34.6mm		7mm	0.6mm	106.8-110.0mm		7mm	0.6mm
32.9-36.1mm		7mm	0.6mm	108.3-111.5mm		7mm	0.6mm
34.4-37.6mm		7mm	0.6mm	109.8-113.0mm		7mm	0.6mm
34.9-38.1mm		7mm	0.6mm	111.3-114.5mm		7mm	0.6mm
36.4-39.6mm		7mm	0.6mm	112.8-116.0mm		7mm	0.6mm
37.8-41.0mm		7mm	0.6mm	114.3-117.5mm		7mm	0.6mm
39.3-42.5mm		7mm	0.6mm	115.8-119.0mm		7mm	0.6mm
40.8-44.0mm		7mm	0.6mm	117.3-120.5mm		7mm	0.6mm
42.3-45.5mm		7mm	0.6mm				

METAL CLAMPS



ITEM NO: HGT

AMERICAN TYPE HOSE CLAMP WITH HANDLE

Nom Size	Item	size	width	stainless steel thickness	steel thickness	Nom Size	Item	size	width	stainless steel thickness	steel thickness
1/2"		8-13mm	8mm	0.6	0.6	3-1/4"		59-82mm	12.7mm	0.6	0.7
5/8"		10-16mm	8mm	0.6	0.6	3-1/2"		65-89mm	12.7mm	0.6	0.7
3/4"		11-20mm	8mm	0.6	0.6	3-3/4"		72-95mm	12.7mm	0.6	0.7
7/8"		13-23mm	8mm	0.6	0.6	4"		78-101mm	12.7mm	0.6	0.7
1"		16-25mm	8mm	0.6	0.6	4-1/4"		84-108mm	12.7mm	0.6	0.7
1-1/16"		14-27mm	8mm	0.6	0.6	4-1/2"		91-114mm	12.7mm	0.6	0.7
1-1/4"		18-32mm	8mm	0.6	0.6	4-3/4"		95-120mm	12.7mm	0.6	0.7
1 1/2"		21-38mm	8mm	0.6	0.6	5"		105-127mm	12.7mm	0.6	0.7
1-1/16"		14-27mm	12.7mm	0.6	0.7	5-1/4"		110-134mm	12.7mm	0.6	0.7
1-1/4"		18-32mm	12.7mm	0.6	0.7	5-1/2"		118-140mm	12.7mm	0.6	0.7
1-1/2"		21-38mm	12.7mm	0.6	0.7	5-3/4"		125-146mm	12.7mm	0.6	0.7
1-3/4"		21-44mm	12.7mm	0.6	0.7	6"		130-152mm	12.7mm	0.6	0.7
2"		27-51mm	12.7mm	0.6	0.7	6 1/4"		133-159mm	12.7mm	0.6	0.7
2-1/4"		33-57mm	12.7mm	0.6	0.7	6-1/2"		143-165mm	12.7mm	0.6	0.7
2-1/2"		40-63mm	12.7mm	0.6	0.7	6 3/4"		146-171mm	12.7mm	0.6	0.7
2-3/4"		46-70mm	12.7mm	0.6	0.7	7"		155-178mm	12.7mm	0.6	0.7
3"		52-76mm	12.7mm	0.6	0.7						



ITEM NO: HGA-24

GERMANY TYPE HOSE CLAMP WITH PLASTIC HANDLE

Nom Size	Item	size	width	stainless steel thickness	steel thickness	Nom Size	Item	size	width	stainless steel thickness	steel thickness
8-12mm		9mm	9mm	0.65	0.75	16-25mm		12mm	12mm	0.65	0.75
10-16mm		9mm	9mm	0.65	0.75	20-32mm		12mm	12mm	0.65	0.75
12-20mm		9mm	9mm	0.65	0.75	25-40mm		12mm	12mm	0.65	0.75
16-27mm		9mm	9mm	0.65	0.75	32-50mm		12mm	12mm	0.65	0.75
20-32mm		9mm	9mm	0.65	0.75	40-60mm		12mm	12mm	0.65	0.75
25-40mm		9mm	9mm	0.65	0.75	50-70mm		12mm	12mm	0.65	0.75
32-50mm		9mm	9mm	0.65	0.75	60-80mm		12mm	12mm	0.65	0.75
40-60mm		9mm	9mm	0.65	0.75	70-90mm		12mm	12mm	0.65	0.75
50-70mm		9mm	9mm	0.65	0.75	80-100mm		12mm	12mm	0.65	0.75
60-80mm		9mm	9mm	0.65	0.75	90-110mm		12mm	12mm	0.65	0.75
70-90mm		9mm	9mm	0.65	0.75	100-120mm		12mm	12mm	0.65	0.75
80-100mm		9mm	9mm	0.65	0.75	110-130mm		12mm	12mm	0.65	0.75
90-110mm		9mm	9mm	0.65	0.75	120-140mm		12mm	12mm	0.65	0.75
100-120mm		9mm	9mm	0.65	0.75	130-150mm		12mm	12mm	0.65	0.75
110-130mm		9mm	9mm	0.65	0.75	140-160mm		12mm	12mm	0.65	0.75
120-140mm		9mm	9mm	0.65	0.75	150-170mm		12mm	12mm	0.65	0.75
130-150mm		9mm	9mm	0.65	0.75	160-180mm		12mm	12mm	0.65	0.75
140-160mm		9mm	9mm	0.65	0.75	170-190mm		12mm	12mm	0.65	0.75
10-16mm		12mm	12mm	0.65	0.75	180-200mm		12mm	12mm	0.65	0.75
12-20mm		12mm	12mm	0.65	0.75						